

**INVESTMENT PORTFOLIO SUMMARY**



**For the Quarter Ended  
September 30, 2023**




# Town of Fairview Investment Officers' Certification

## For the Quarter Ended September 30, 2023


The Town of Fairview (the "Town") has prepared this report in accordance with Chapter 2256 of the Texas Public Funds Investment Act ("PFIA"). Section 2256.023(a) of the PFIA states that: "Not less than quarterly, the investment officer shall prepare and submit to the governing body of the entity a written report of the investment transactions for all funds covered by this chapter for the preceding reporting period." This report is signed by the Town's investment officers and includes the disclosures required in the PFIA.

The investment portfolio complied with the PFIA and the Town's approved Investment Policy and Strategy throughout the period. All investment transactions made in the portfolio during this period were made on behalf of the Town and were made in full compliance with the PFIA and the approved Investment Policy.

### Officer Names and Titles:

  
Name: Steven Ventura Title: CFO

  
Name: Brenda Bowman Title: Accounting Manager

  
Name: Adam Wilbourn Title: Assistant Town Manager

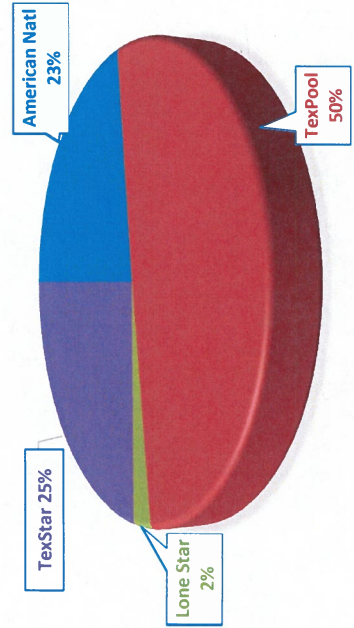
**TOWN OF FAIRVIEW  
INVESTMENT PORTFOLIO SUMMARY  
FOR THE QUARTER ENDED SEPTEMBER 30, 2023**

| Account                               | Balance as of<br>6/30/2023 | Deposits            | Withdrawals          | Interest Earned | Ending Balance as<br>of 9/30/2023 |
|---------------------------------------|----------------------------|---------------------|----------------------|-----------------|-----------------------------------|
| <b>CASH:</b>                          |                            |                     |                      |                 |                                   |
| American National - General Operating | 4,696,267                  | 7,295,863           | 9,842,230            | 5,830           | 2,155,729                         |
| American National - Reserve Account   | 2,500,000                  | -                   | -                    | -               | 2,500,000                         |
| American National - Emp Benefit Trust | 96,818                     | 124,594             | 189,714              | -               | 31,699                            |
| <b>TOTAL CASH ACCOUNTS</b>            | <b>\$ 7,293,085</b>        | <b>\$ 7,420,457</b> | <b>\$ 10,031,944</b> | <b>\$ 5,830</b> | <b>\$ 4,687,427</b>               |

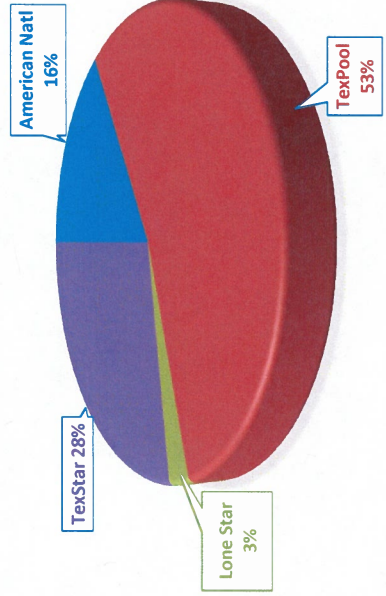
| Account                          | Balance as of<br>6/30/2023 | Deposits          | Withdrawals         | Interest Earned   | Ending Balance as<br>of 9/30/2023 |
|----------------------------------|----------------------------|-------------------|---------------------|-------------------|-----------------------------------|
| <b>INVESTMENTS:</b>              |                            |                   |                     |                   |                                   |
| TexPool - General Fund           | \$ 657,222                 | \$ -              | \$ -                | \$ 8,734          | \$ 665,956                        |
| TexPool - Water System           | 591,806                    | -                 | -                   | 7,865             | 599,671                           |
| TexPool - Interest & Sinking     | 481,581                    | 145,033           | 615,672             | 3,274             | 14,217                            |
| TexPool - CDC                    | 1,743,975                  | 267,611           | 287,000             | 22,194            | 1,746,780                         |
| TexPool - EDC                    | 1,778,209                  | 267,611           | 275,500             | 23,847            | 1,794,168                         |
| TexPool - 2016 CO                | 1,847,418                  | -                 | -                   | 24,551            | 1,871,969                         |
| TexPool - Pooled Investment      | 7,202,884                  | -                 | -                   | 100,143           | 7,303,027                         |
| TexPool - Street Fund            | 1,506,869                  | -                 | -                   | 20,026            | 1,526,895                         |
| Lone Star - General Fund         | 748,458                    | -                 | -                   | 10,310            | 758,768                           |
| TexStar-General Fund             | 8,044,579                  | -                 | -                   | 106,712           | 8,151,291                         |
| <b>TOTAL INVESTMENT ACCOUNTS</b> | <b>\$ 24,603,002</b>       | <b>\$ 680,255</b> | <b>\$ 1,178,172</b> | <b>\$ 327,656</b> | <b>\$ 24,432,741</b>              |

**TOTAL CASH & INVESTMENTS \$ 31,896,086**

**BALANCE AS OF 6/30/2023**



**ENDING BALANCE AS OF 9/30/2023**



Town of Fairview  
 Detail of Security Holding  
 September 30, 2023

| Security Description                       | Coupon | Maturity Date | Settlement Date | Par Value               | Purchased Value         | Adjusted Book Value     | Market Price | Market Value | Life (mo)   | Yield          |
|--|--------|---------------|-----------------|-------------------------|-------------------------|-------------------------|--------------|--------------|-------------|----------------|
| American National Bank - General Operating | 0.73%  | 10/1/2023     | 9/30/2023       | 2,155,728.85            | 2,155,728.85            | 2,155,728.85            | 100.00       | 2,155,728.85 | 1.00        | 0.0540%        |
| American National Bank - Reserve Acct      | 0.00%  | 10/1/2023     | 9/30/2023       | 2,500,000.00            | 2,500,000.00            | 2,500,000.00            | 100.00       | 2,500,000.00 | 1.00        | 0.0000%        |
| American Natl. - FV Twn Emp Benefit Trust  | 0.00%  | 10/1/2023     | 9/30/2023       | 31,698.64               | 31,698.64               | 31,698.64               | 100.00       | 31,698.64    | 1.00        | 0.0000%        |
| TexPool - General Fund                     | 5.32%  | 10/1/2023     | 9/30/2023       | 665,955.82              | 665,955.82              | 665,955.82              | 100.00       | 665,955.82   | 1.00        | 0.1217%        |
| TexPool - Water System                     | 5.32%  | 10/1/2023     | 9/30/2023       | 599,670.72              | 599,670.72              | 599,670.72              | 100.00       | 599,670.72   | 1.00        | 0.1096%        |
| TexPool - Interest & Sinking               | 5.32%  | 10/1/2023     | 9/30/2023       | 14,216.67               | 14,216.67               | 14,216.67               | 100.00       | 14,216.67    | 1.00        | 0.0026%        |
| TexPool - CDC                              | 5.32%  | 10/1/2023     | 9/30/2023       | 1,746,780.15            | 1,746,780.15            | 1,746,780.15            | 100.00       | 1,746,780.15 | 1.00        | 0.3192%        |
| TexPool - EDC                              | 5.32%  | 10/1/2023     | 9/30/2023       | 1,794,167.50            | 1,794,167.50            | 1,794,167.50            | 100.00       | 1,794,167.50 | 1.00        | 0.3279%        |
| TexPool - CO 2016                          | 5.32%  | 10/1/2023     | 9/30/2023       | 1,871,969.27            | 1,871,969.27            | 1,871,969.27            | 100.00       | 1,871,969.27 | 1.00        | 0.3421%        |
| TexPool Prime - Pooled Investment          | 5.55%  | 10/1/2023     | 9/30/2023       | 7,303,027.35            | 7,303,027.35            | 7,303,027.35            | 100.00       | 7,303,027.35 | 1.00        | 1.3922%        |
| TexPool - Street Fund                      | 5.32%  | 10/1/2023     | 9/30/2023       | 1,526,894.98            | 1,526,894.98            | 1,526,894.98            | 100.00       | 1,526,894.98 | 1.00        | 0.2790%        |
| Lone Star - General Fund                   | 5.53%  | 10/1/2023     | 9/30/2023       | 758,767.52              | 758,767.52              | 758,767.52              | 100.00       | 758,767.52   | 1.00        | 0.1441%        |
| TexStar - General Fund                     | 5.31%  | 10/1/2023     | 9/30/2023       | 8,151,291.00            | 8,151,291.00            | 8,151,291.00            | 100.00       | 8,151,291.00 | 1.00        | 1.4865%        |
| <b>TOTAL</b>                               |        |               |                 | <b>\$ 29,120,168.47</b> | <b>\$ 29,120,168.47</b> | <b>\$ 29,120,168.47</b> |              |              | <b>1.00</b> | <b>4.5790%</b> |

(1) Weighted average life - For purposes of calculating weighted average life bank, pool, and money market investments are assumed to mature the next business day.

(2) Weighted average yield to maturity - The weighted average yield to maturity is based on adjusted book value, realized and unrealized gains/losses and investment advisory fees are not considered. The yield is for this month only.

TOWN OF FAIRVIEW  
 GENERAL FUND  
 INVESTMENT PORTFOLIO  
 FOR THE QUARTER ENDED SEPTEMBER 30, 2023

| Account                          | Balance as of<br>6/30/2023 | Deposits | Withdrawals | Interest Earned      | Ending Balance as<br>of 9/30/2023 |
|----------------------------------|----------------------------|----------|-------------|----------------------|-----------------------------------|
| <b>INVESTMENTS:</b>              |                            |          |             |                      |                                   |
| TexPool - General Fund           | \$ 657,221.60              | -        | -           | \$ 8,734.22          | \$ 665,955.82                     |
| Lone Star - General Fund         | 748,457.52                 | -        | -           | 10,310.00            | 758,767.52                        |
| TexStar - General Fund           | 8,044,579.36               | -        | -           | 106,711.64           | 8,151,291.00                      |
| <b>TOTAL INVESTMENT ACCOUNTS</b> | <b>\$ 9,450,258.48</b>     | <b>-</b> | <b>-</b>    | <b>\$ 125,755.86</b> | <b>\$ 9,576,014.34</b>            |

**TOTAL GENERAL FUND INVESTMENT PORTFOLIO AS OF SEPTEMBER 30, 2023**      **\$ 9,576,014.34**

**TOWN OF FAIRVIEW**  
**DEBT SERVICE FUND**  
**INVESTMENT PORTFOLIO**  
**FOR THE QUARTER ENDED SEPTEMBER 30, 2023**

| Account  | Balance as of<br>6/30/2023 | Deposits             | Withdrawals          | Interest Earned    | Ending Balance as<br>of 9/30/2023 |
|--|----------------------------|----------------------|----------------------|--------------------|-----------------------------------|
| INVESTMENTS:   |                            |                      |                      |                    |                                   |
| TexPool - Interest & Sinking   | \$ 481,581.32              | \$ 145,033.23        | \$ 615,671.88        | \$ 3,274.00        | \$ 14,216.67                      |
| <b>TOTAL INVESTMENT ACCOUNTS</b>   | <u>\$ 481,581.32</u>       | <u>\$ 145,033.23</u> | <u>\$ 615,671.88</u> | <u>\$ 3,274.00</u> | <u>\$ 14,216.67</u>               |
| <b>TOTAL DEBT SERVICE FUND INVESTMENT PORTFOLIO AS OF SEPTEMBER 30, 2023</b> |                            |                      |                      |                    | <u>\$ 14,216.67</u>               |



**TOWN OF FAIRVIEW**  
**WATER FUND**  
**INVESTMENT PORTFOLIO**  
**FOR THE QUARTER ENDED SEPTEMBER 30, 2023**

| Account   | Balance as of<br>6/30/2023 | Deposits    | Withdrawals | Interest Earned    | Ending Balance as<br>of 9/30/2023 |
|---|----------------------------|-------------|-------------|--------------------|-----------------------------------|
| <b>INVESTMENTS:</b>   |                            |             |             |                    |                                   |
| TexPool - Water System  | \$ 591,805.85              | \$ -        | -           | \$ 7,864.87        | \$ 599,670.72                     |
| <b>TOTAL INVESTMENT ACCOUNTS</b>                                      | <u>\$ 591,805.85</u>       | <u>\$ -</u> | <u>-</u>    | <u>\$ 7,864.87</u> | <u>\$ 599,670.72</u>              |
| <b>TOTAL WATER FUND INVESTMENT PORTFOLIO AS OF SEPTEMBER 30, 2023</b> |                            |             |             |                    | <u>\$ 599,670.72</u>              |

**TOWN OF FAIRVIEW**  
**CAPITAL PROJECT FUND**  
**INVESTMENT PORTFOLIO**  
**FOR THE QUARTER ENDED SEPTEMBER 30, 2023**

| Account   | Balance as of<br>6/30/2023 | Deposits    | Withdrawals | Interest Earned     | Ending Balance as<br>of 9/30/2023 |
|---|----------------------------|-------------|-------------|---------------------|-----------------------------------|
| INVESTMENTS:  |                            |             |             |                     |                                   |
| TexPool - 2016 CO   | \$ 1,847,417.85            | \$ -        | -           | \$ 24,551.42        | \$ 1,871,969.27                   |
| <b>TOTAL INVESTMENT ACCOUNTS</b>  | <b>\$ 1,847,417.85</b>     | <b>\$ -</b> | <b>-</b>    | <b>\$ 24,551.42</b> | <b>\$ 1,871,969.27</b>            |
| <b>TOTAL CAPITAL PROJECT FUND INVESTMENT PORTFOLIO AS OF SEPTEMBER 30, 2023</b> |                            |             |             |                     | <b>\$ 1,871,969.27</b>            |



TOWN OF FAIRVIEW  
 CDC FUND  
 INVESTMENT PORTFOLIO  
 FOR THE QUARTER ENDED SEPTEMBER 30, 2023

| Account  | Balance as of<br>6/30/2023 | Deposits             | Withdrawals          | Interest Earned     | Ending Balance as<br>of 9/30/2023 |
|--|----------------------------|----------------------|----------------------|---------------------|-----------------------------------|
| INVESTMENTS:<br>TexPool - CDC                                | \$ 1,743,975.15            | \$ 267,610.81        | \$ 287,000.00        | \$ 22,194.19        | \$ 1,746,780.15                   |
| TOTAL INVESTMENT ACCOUNTS                                    | <u>\$ 1,743,975.15</u>     | <u>\$ 267,610.81</u> | <u>\$ 287,000.00</u> | <u>\$ 22,194.19</u> | <u>\$ 1,746,780.15</u>            |
| TOTAL CDC FUND INVESTMENT PORTFOLIO AS OF SEPTEMBER 30, 2023 |                            |                      |                      |                     | <u>\$ 1,746,780.15</u>            |

**TOWN OF FAIRVIEW**  
**EDC FUND**  
**INVESTMENT PORTFOLIO**  
**FOR THE QUARTER ENDED SEPTEMBER 30, 2023**

| Account   | Balance as of<br>6/30/2023 | Deposits             | Withdrawals          | Interest Earned     | Ending Balance<br>as of 9/30/2023 |
|---|----------------------------|----------------------|----------------------|---------------------|-----------------------------------|
| INVESTMENTS:  |                            |                      |                      |                     |                                   |
| TexPool - EDC   | \$ 1,778,209.40            | \$ 267,610.81        | \$ 275,500.00        | \$ 23,847.29        | \$ 1,794,167.50                   |
| <b>TOTAL INVESTMENT ACCOUNTS</b>                                    | <u>\$ 1,778,209.40</u>     | <u>\$ 267,610.81</u> | <u>\$ 275,500.00</u> | <u>\$ 23,847.29</u> | <u>\$ 1,794,167.50</u>            |
| <b>TOTAL EDC FUND INVESTMENT PORTFOLIO AS OF SEPTEMBER 30, 2023</b> |                            |                      |                      |                     | <u><u>\$ 1,794,167.50</u></u>     |

**TOWN OF FAIRVIEW**  
**POOLED**  
**INVESTMENT PORTFOLIO**  
**FOR THE QUARTER ENDED SEPTEMBER 30, 2023**

| Account   | Balance as of<br>6/30/2023 | Deposits    | Withdrawals | Interest Earned      | Ending Balance<br>as of 9/30/2023 |
|---|----------------------------|-------------|-------------|----------------------|-----------------------------------|
| <b>INVESTMENTS:</b>   |                            |             |             |                      |                                   |
| TexPool - Pooled Investment                                       | \$ 7,202,884.33            | \$ -        | \$ -        | \$ 100,143.02        | \$ 7,303,027.35                   |
| <b>TOTAL INVESTMENT ACCOUNTS</b>                                  | <u>\$ 7,202,884.33</u>     | <u>\$ -</u> | <u>\$ -</u> | <u>\$ 100,143.02</u> | <u>\$ 7,303,027.35</u>            |
| <b>TOTAL POOLED INVESTMENT PORTFOLIO AS OF SEPTEMBER 30, 2023</b> |                            |             |             |                      | <u>\$ 7,303,027.35</u>            |

**TOWN OF FAIRVIEW**  
**STREET FUND**  
**INVESTMENT PORTFOLIO**  
**FOR THE QUARTER ENDED SEPTEMBER 30, 2023**

| Account  | Balance as of<br>6/30/2023 | Deposits    | Withdrawals | Interest Earned     | Ending Balance<br>as of 9/30/2023 |
|--|----------------------------|-------------|-------------|---------------------|-----------------------------------|
| <b>INVESTMENTS:</b>  |                            |             |             |                     |                                   |
| TexPool - Street Fund  | \$ 1,506,869.32            | \$ -        | \$ -        | \$ 20,025.66        | \$ 1,526,894.98                   |
| <b>TOTAL INVESTMENT ACCOUNTS</b>                                       | <u>\$ 1,506,869.32</u>     | <u>\$ -</u> | <u>\$ -</u> | <u>\$ 20,025.66</u> | <u>\$ 1,526,894.98</u>            |
| <b>TOTAL STREET FUND INVESTMENT PORTFOLIO AS OF SEPTEMBER 30, 2023</b> |                            |             |             |                     | <u>\$ 1,526,894.98</u>            |