

INVESTMENT PORTFOLIO SUMMARY



**For the Quarter Ended
June 30, 2023**



**Town of Fairview
Investment Officers' Certification**


**For the Quarter Ended
June 30, 2023**


The Town of Fairview (the "Town") has prepared this report in accordance with Chapter 2256 of the Texas Public Funds Investment Act ("PFIA"). Section 2256.023(a) of the PFIA states that: "Not less than quarterly, the investment officer shall prepare and submit to the governing body of the entity a written report of the investment transactions for all funds covered by this chapter for the preceding reporting period." This report is signed by the Town's investment officers and includes the disclosures required in the PFIA.

The investment portfolio complied with the PFIA and the Town's approved Investment Policy and Strategy throughout the period. All investment transactions made in the portfolio during this period were made on behalf of the Town and were made in full compliance with the PFIA and the approved Investment Policy.

Officer Names and Titles:


Name: Steven Ventura Title: CFO


Name: Brenda Bowman Title: Accounting Manager


Name: Adam Wilbourn Title: Assistant Town Manager

**TOWN OF FAIRVIEW
INVESTMENT PORTFOLIO SUMMARY
FOR THE QUARTER ENDED JUNE 30, 2023**

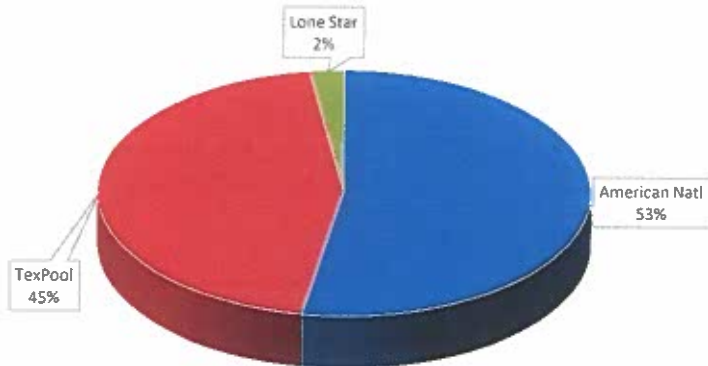
Account	Balance as of 3/31/2023	Deposits	Withdrawals	Interest Earned	Ending Balance as of 6/30/2023
CASH:					
American National - General Operating	14,025,892	5,472,376	14,818,783	16,782	4,696,267
American National - Reserve Account	2,500,000	-	-	-	2,500,000
American National - Emp Benefit Trust	90,174	193,503	186,859	-	96,818
TOTAL CASH ACCOUNTS	\$ 16,616,066	\$ 5,665,878	\$ 15,005,642	\$ 16,782	\$ 7,293,085

Account	Balance as of 3/31/2023	Deposits	Withdrawals	Interest Earned	Ending Balance as of 6/30/2023
INVESTMENTS:					
TexPool - General Fund	\$ 649,173	\$ -	-	\$ 8,049	\$ 657,222
TexPool - Water System	584,558	-	-	7,248	591,806
TexPool - Interest & Sinking	420,637	55,368	-	5,576	481,581
TexPool - CDC	1,611,107	246,549	134,000	20,319	1,743,975
TexPool - EDC	1,677,809	246,549	167,000	20,851	1,778,209
TexPool - 2016 CO	1,824,793	-	-	22,625	1,847,418
TexPool - Pooled Investment	7,110,881	-	-	92,003	7,202,884
TexPool - Street Fund	321,268	1,173,011	-	12,590	1,506,869
Lone Star - General Fund	738,912	-	-	9,546	748,458
TexStar-General Fund	-	8,000,000	-	44,579	8,044,579
TOTAL INVESTMENT ACCOUNTS	\$ 14,939,138	\$ 9,721,478	\$ 301,000	\$ 243,386	\$ 24,603,002

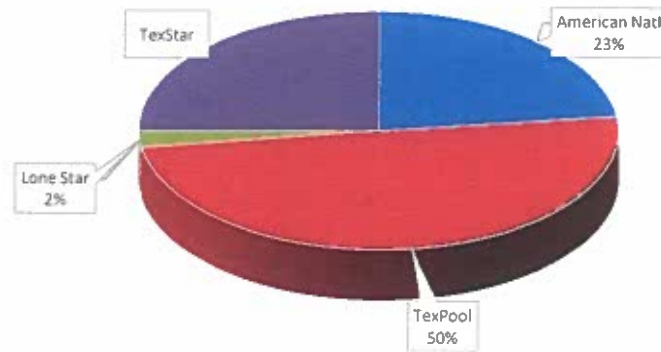
TOTAL CASH & INVESTMENTS

\$ 31,555,204	\$ 9,721,478	\$ 301,000	\$ 243,386	\$ 24,603,002	\$ 31,896,086
----------------------	---------------------	-------------------	-------------------	----------------------	----------------------

BALANCE AS OF 3/31/2023



ENDING BALANCE AS OF 6/30/2023



**Town of Fairview
Detail of Security Holding
June 30, 2023**

Security Description	Coupon	Maturity Date	Settlement Date	Par Value	Purchased Value	Adjusted Book Value	Market Price	Market Value	Life (mo)	Yield
American National Bank - General Operating	0.73%	7/1/2023	6/30/2023	4,696,266.80	4,696,266.80	4,696,266.80	100.00	4,696,266.80	1.00	0.1075%
American National Bank - Reserve Acct	0.00%	7/1/2023	6/30/2023	2,500,000.00	2,500,000.00	2,500,000.00	100.00	2,500,000.00	1.00	0.0000%
American Natl. - FV Twn Emp Benefit Trust	0.00%	7/1/2023	6/30/2023	96,817.97	96,817.97	96,817.97	100.00	96,817.97	1.00	0.0000%
TexPool - General Fund	5.05%	7/1/2023	6/30/2023	657,221.60	657,221.60	657,221.60	100.00	657,221.60	1.00	0.1041%
TexPool - Water System	5.05%	7/1/2023	6/30/2023	591,805.85	591,805.85	591,805.85	100.00	591,805.85	1.00	0.0937%
TexPool - Interest & Sinking	5.05%	7/1/2023	6/30/2023	481,581.32	481,581.32	481,581.32	100.00	481,581.32	1.00	0.0762%
TexPool - CDC	5.05%	7/1/2023	6/30/2023	1,743,975.15	1,743,975.15	1,743,975.15	100.00	1,743,975.15	1.00	0.2761%
TexPool - EDC	5.05%	7/1/2023	6/30/2023	1,778,209.40	1,778,209.40	1,778,209.40	100.00	1,778,209.40	1.00	0.2815%
TexPool - CO 2016	5.05%	7/1/2023	6/30/2023	1,847,417.85	1,847,417.85	1,847,417.85	100.00	1,847,417.85	1.00	0.2925%
TexPool Prime - Pooled Investment	5.30%	7/1/2023	6/30/2023	7,202,884.33	7,202,884.33	7,202,884.33	100.00	7,202,884.33	1.00	1.1969%
TexPool - Street Fund	5.05%	7/1/2023	6/30/2023	1,506,869.32	1,506,869.32	1,506,869.32	100.00	1,506,869.32	1.00	0.2386%
Lone Star - General Fund	5.27%	7/1/2023	6/30/2023	748,457.52	748,457.52	748,457.52	100.00	748,457.52	1.00	0.1237%
TexStar - General Fund	5.08%	7/1/2023	6/30/2023	8,044,579.36	8,044,579.36	8,044,579.36	100.00	8,044,579.36	1.00	1.2803%
TOTAL				\$ 31,896,086.47	\$ 31,896,086.47	\$ 31,896,086.47		\$ 31,896,086.47	1.00	4.0711%

(1)

(2)

(1) Weighted average life - For purposes of calculating weighted average life bank, pool, and money market investments are assumed to mature the next business day.

(2) Weighted average yield to maturity - The weighted average yield to maturity is based on adjusted book value, realized and unrealized gains/losses and investment advisory fees are not considered. The yield is for this month only.

**TOWN OF FAIRVIEW
GENERAL FUND
INVESTMENT PORTFOLIO
FOR THE QUARTER ENDED JUNE 30, 2023**

<u>Account</u>	<u>Balance as of 3/31/2023</u>	<u>Deposits</u>	<u>Withdrawals</u>	<u>Interest Earned</u>	<u>Ending Balance as of 6/30/2023</u>
INVESTMENTS:					
TexPool - General Fund	\$ 649,172.79	\$ -	\$ -	\$ 8,048.81	\$ 657,221.60
Lone Star - General Fund	738,911.72	-	-	9,545.80	748,457.52
TexStar - General Fund	-	8,000,000.00	-	44,579.36	8,044,579.36
TOTAL INVESTMENT ACCOUNTS	<u><u>\$ 1,388,084.51</u></u>	<u><u>\$ 8,000,000.00</u></u>	<u><u>\$ -</u></u>	<u><u>\$ 62,173.97</u></u>	<u><u>\$ 9,450,258.48</u></u>
TOTAL GENERAL FUND INVESTMENT PORTFOLIO AS OF JUNE 30, 2023					<u><u>\$ 9,450,258.48</u></u>

**TOWN OF FAIRVIEW
DEBT SERVICE FUND
INVESTMENT PORTFOLIO
FOR THE QUARTER ENDED JUNE 30, 2023**

<u>Account</u>	<u>Balance as of 3/31/2023</u>	<u>Deposits</u>	<u>Withdrawals</u>	<u>Interest Earned</u>	<u>Ending Balance as of 6/30/2023</u>
INVESTMENTS:					
TexPool - Interest & Sinking	\$ 420,636.78	\$ 55,368.09	\$ -	\$ 5,576.45	\$ 481,581.32
TOTAL INVESTMENT ACCOUNTS	<u>\$ 420,636.78</u>	<u>\$ 55,368.09</u>	<u>\$ -</u>	<u>\$ 5,576.45</u>	<u>\$ 481,581.32</u>
TOTAL DEBT SERVICE FUND INVESTMENT PORTFOLIO AS OF JUNE 30, 2023					<u>\$ 481,581.32</u>

**TOWN OF FAIRVIEW
WATER FUND
INVESTMENT PORTFOLIO
FOR THE QUARTER ENDED JUNE 30, 2023**

<u>Account</u>	<u>Balance as of 3/31/2023</u>	<u>Deposits</u>	<u>Withdrawals</u>	<u>Interest Earned</u>	<u>Ending Balance as of 6/30/2023</u>
INVESTMENTS:					
TexPool - Water System	\$ 584,558.16	\$ -	\$ -	\$ 7,247.69	\$ 591,805.85
TOTAL INVESTMENT ACCOUNTS	<u>\$ 584,558.16</u>	<u>\$ -</u>	<u>\$ -</u>	<u>\$ 7,247.69</u>	<u>\$ 591,805.85</u>
TOTAL WATER FUND INVESTMENT PORTFOLIO AS OF JUNE 30, 2023					<u>\$ 591,805.85</u>

**TOWN OF FAIRVIEW
 CAPITAL PROJECT FUND
 INVESTMENT PORTFOLIO
 FOR THE QUARTER ENDED JUNE 30, 2023**

<u>Account</u>	<u>Balance as of 3/31/2023</u>	<u>Deposits</u>	<u>Withdrawals</u>	<u>Interest Earned</u>	<u>Ending Balance as of 6/30/2023</u>
INVESTMENTS:					
TexPool - 2016 CO	\$ 1,824,793.13	\$ -	\$ -	\$ 22,624.72	\$ 1,847,417.85
TOTAL INVESTMENT ACCOUNTS	<u>\$ 1,824,793.13</u>	<u>\$ -</u>	<u>\$ -</u>	<u>\$ 22,624.72</u>	<u>\$ 1,847,417.85</u>
 TOTAL CAPITAL PROJECT FUND INVESTMENT PORTFOLIO AS OF JUNE 30, 2023					 <u>\$ 1,847,417.85</u>

**TOWN OF FAIRVIEW
 CDC FUND
 INVESTMENT PORTFOLIO
 FOR THE QUARTER ENDED JUNE 30, 2023**

<u>Account</u>	<u>Balance as of 3/31/2023</u>	<u>Deposits</u>	<u>Withdrawals</u>	<u>Interest Earned</u>	<u>Ending Balance as of 6/30/2023</u>
INVESTMENTS:					
TexPool - CDC	\$ 1,611,106.72	\$ 246,549.32	\$ 134,000.00	\$ 20,319.11	\$ 1,743,975.15
TOTAL INVESTMENT ACCOUNTS	<u>\$ 1,611,106.72</u>	<u>\$ 246,549.32</u>	<u>\$ 134,000.00</u>	<u>\$ 20,319.11</u>	<u>\$ 1,743,975.15</u>
 TOTAL CDC FUND INVESTMENT PORTFOLIO AS OF JUNE 30, 2023					 <u>\$ 1,743,975.15</u>

**TOWN OF FAIRVIEW
EDC FUND
INVESTMENT PORTFOLIO
FOR THE QUARTER ENDED JUNE 30, 2023**

<u>Account</u>	<u>Balance as of 3/31/2023</u>	<u>Deposits</u>	<u>Withdrawals</u>	<u>Interest Earned</u>	<u>Ending Balance as of 6/30/2023</u>
INVESTMENTS:					
TexPool - EDC	\$ 1,677,809.45	\$ 246,549.32	\$ 167,000.00	\$ 20,850.63	\$ 1,778,209.40
TOTAL INVESTMENT ACCOUNTS	<u>\$ 1,677,809.45</u>	<u>\$ 246,549.32</u>	<u>\$ 167,000.00</u>	<u>\$ 20,850.63</u>	<u>\$ 1,778,209.40</u>
TOTAL EDC FUND INVESTMENT PORTFOLIO AS OF JUNE 30, 2023					<u>\$ 1,778,209.40</u>

**TOWN OF FAIRVIEW
 POOLED
 INVESTMENT PORTFOLIO
 FOR THE QUARTER ENDED JUNE 30, 2023**

<u>Account</u>	<u>Balance as of 3/31/2023</u>	<u>Deposits</u>	<u>Withdrawals</u>	<u>Interest Earned</u>	<u>Ending Balance as of 6/30/2023</u>
INVESTMENTS:					
TexPool - Pooled Investment	\$ 7,110,881.47	\$ -	\$ -	\$ 92,002.86	\$ 7,202,884.33
TOTAL INVESTMENT ACCOUNTS	<u>\$ 7,110,881.47</u>	<u>\$ -</u>	<u>\$ -</u>	<u>\$ 92,002.86</u>	<u>\$ 7,202,884.33</u>
TOTAL POOLED INVESTMENT PORTFOLIO AS OF JUNE 30, 2023					<u>\$ 7,202,884.33</u>

**TOWN OF FAIRVIEW
STREET FUND
INVESTMENT PORTFOLIO
FOR THE QUARTER ENDED JUNE 30, 2023**

<u>Account</u>	<u>Balance as of 3/31/2023</u>	<u>Deposits</u>	<u>Withdrawals</u>	<u>Interest Earned</u>	<u>Ending Balance as of 6/30/2023</u>
INVESTMENTS:					
TexPool - Street Fund	\$ 321,267.93	\$ 1,173,011.00	\$ -	\$ 12,590.39	\$ 1,506,869.32
TOTAL INVESTMENT ACCOUNTS	<u>\$ 321,267.93</u>	<u>\$ 1,173,011.00</u>	<u>\$ -</u>	<u>\$ 12,590.39</u>	<u>\$ 1,506,869.32</u>
TOTAL STREET FUND INVESTMENT PORTFOLIO AS OF JUNE 30, 2023					<u>\$ 1,506,869.32</u>