

INVESTMENT PORTFOLIO SUMMARY



**For the Quarter Ended
December 31, 2021**



**Town of Fairview
Investment Officers' Certification**

**For the Quarter Ended
December 31, 2021**


The Town of Fairview (the "Town") has prepared this report in accordance with Chapter 2256 of the Texas Public Funds Investment Act ("PFIA"). Section 2256.023(a) of the PFIA states that: "Not less than quarterly, the investment officer shall prepare and submit to the governing body of the entity a written report of the investment transactions for all funds covered by this chapter for the preceding reporting period." This report is signed by the Town's investment officers and includes the disclosures required in the PFIA.

The investment portfolio complied with the PFIA and the Town's approved Investment Policy and Strategy throughout the period. All investment transactions made in the portfolio during this period were made on behalf of the Town and were made in full compliance with the PFIA and the approved Investment Policy.

Officer Names and Titles:


Name: Steven Ventura Title: CFO

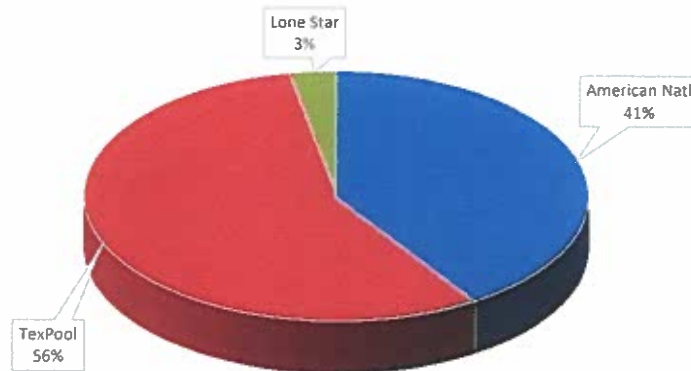

Name: Brenda Bowman Title: Accounting Manager


Name: Adam Wilbourn Title: Assistant to the Town Manager

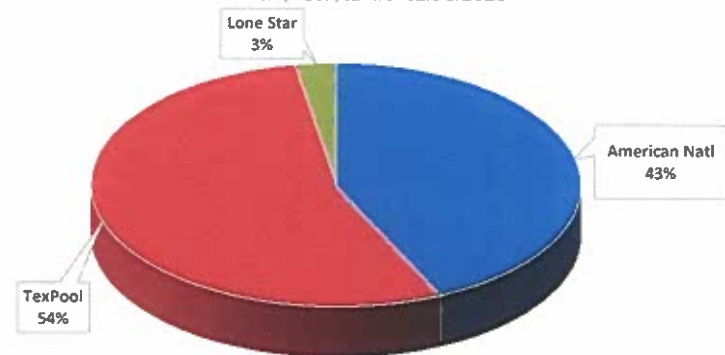
**TOWN OF FAIRVIEW
INVESTMENT PORTFOLIO SUMMARY
FOR THE QUARTER ENDED DECEMBER 31, 2021**

Account	Balance as of 9/30/2021	Deposits	Withdrawals	Interest Earned	Ending Balance as of 12/31/2021
CASH:					
American National - General Operating	6,955,467	7,456,029	5,898,208	13,184	8,526,472
American National - Reserve Account	2,500,000	-	-	-	2,500,000
American National - Emp Benefit Trust	34,856	259,176	203,547	-	90,484
TOTAL CASH ACCOUNTS	\$ 9,490,323	\$ 7,715,205	\$ 6,101,755	\$ 13,184	\$ 11,116,956
INVESTMENTS:					
TexPool - General Fund	\$ 632,012	\$ -	\$ -	\$ 59	\$ 632,071
TexPool - Water System	569,105	-	-	53	569,158
TexPool - Interest & Sinking	15,502	1,008,097	-	24	1,023,623
TexPool - CDC	1,430,590	219,084	262,800	134	1,387,008
TexPool - EDC	1,459,109	219,084	213,100	138	1,465,231
TexPool - 2016 CO	1,776,554	-	-	166	1,776,720
TexPool - Pooled Investment	6,905,970	-	-	1,266	6,907,237
TexPool - Street Fund	312,775	-	-	29	312,804
Lone Star - General Fund	717,411	-	-	134	717,545
TOTAL INVESTMENT ACCOUNTS	\$ 13,819,029	\$ 1,446,265	\$ 475,900	\$ 2,003	\$ 14,791,396
TOTAL CASH & INVESTMENTS	\$ 23,309,351				\$ 25,908,352

BALANCE AS OF 9/30/2021



ENDING BALANCE AS OF 12/31/2021



Town of Fairview
 Detail of Security Holding
 December 31, 2021

Security Description	Coupon	Maturity Date	Settlement Date	Par Value	Purchased Value	Adjusted Book Value	Market Price	Market Value	Life (mo)	Yield
American National Bank - General Operating	0.73%	10/1/2021	9/30/2021	8,526,472.12	8,526,472.12	8,526,472.12	100.00	8,526,472.12	1.00	0.2402%
American National Bank - Reserve Acct	0.00%	10/1/2021	9/30/2021	2,500,000.00	2,500,000.00	2,500,000.00	100.00	2,500,000.00	1.00	0.0000%
American Natl. - FV Twn Emp Benefit Trust	0.00%	10/1/2021	9/30/2021	90,483.92	90,483.92	90,483.92	100.00	90,483.92	1.00	0.0000%
TexPool - General Fund	0.04%	10/1/2021	9/30/2021	632,070.64	632,070.64	632,070.64	100.00	632,070.64	1.00	0.0010%
TexPool - Water System	0.04%	10/1/2021	9/30/2021	569,158.09	569,158.09	569,158.09	100.00	569,158.09	1.00	0.0009%
TexPool - Interest & Sinking	0.04%	10/1/2021	9/30/2021	1,023,622.78	1,023,622.78	1,023,622.78	100.00	1,023,622.78	1.00	0.0016%
TexPool - CDC	0.04%	10/1/2021	9/30/2021	1,387,007.92	1,387,007.92	1,387,007.92	100.00	1,387,007.92	1.00	0.0021%
TexPool - EDC	0.04%	10/1/2021	9/30/2021	1,465,230.96	1,465,230.96	1,465,230.96	100.00	1,465,230.96	1.00	0.0023%
TexPool - CO 2016	0.04%	10/1/2021	9/30/2021	1,776,719.97	1,776,719.97	1,776,719.97	100.00	1,776,719.97	1.00	0.0027%
TexPool Prime - Pooled Investment	0.09%	10/1/2021	9/30/2021	6,907,236.64	6,907,236.64	6,907,236.64	100.00	6,907,236.64	1.00	0.0240%
TexPool - Street Fund	0.04%	10/1/2021	9/30/2021	312,804.28	312,804.28	312,804.28	100.00	312,804.28	1.00	0.0005%
Lone Star - General Fund	0.07%	10/1/2021	9/30/2021	717,544.73	717,544.73	717,544.73	100.00	717,544.73	1.00	0.0019%
TOTAL				<u>\$ 25,908,352.05</u>	<u>\$ 25,908,352.05</u>	<u>\$ 25,908,352.05</u>		<u>\$ 25,908,352.05</u>	<u>1.00</u>	<u>0.2772%</u>

(1)

(2)

(1) Weighted average life - For purposes of calculating weighted average life bank, pool, and money market investments are assumed to mature the next business day.

(2) Weighted average yield to maturity - The weighted average yield to maturity is based on adjusted book value, realized and unrealized gains/losses and investment advisory fees are not considered. The yield is for this month only.

**TOWN OF FAIRVIEW
GENERAL FUND
INVESTMENT PORTFOLIO
FOR THE QUARTER ENDED DECEMBER 31, 2021**

<u>Account</u>	<u>Balance as of 9/30/2021</u>	<u>Deposits</u>	<u>Withdrawals</u>	<u>Interest Earned</u>	<u>Ending Balance as of 12/31/2021</u>
INVESTMENTS:					
TexPool - General Fund	\$ 632,011.73	\$ -	\$ -	\$ 58.91	\$ 632,070.64
Lone Star - General Fund	717,411.19	-	-	133.54	717,544.73
TOTAL INVESTMENT ACCOUNTS	<u><u>\$ 1,349,422.92</u></u>	<u><u>\$ -</u></u>	<u><u>\$ -</u></u>	<u><u>\$ 192.45</u></u>	<u><u>\$ 1,349,615.37</u></u>
TOTAL GENERAL FUND INVESTMENT PORTFOLIO AS OF DECEMBER 31, 2021					<u><u>\$ 1,349,615.37</u></u>

**TOWN OF FAIRVIEW
DEBT SERVICE FUND
INVESTMENT PORTFOLIO
FOR THE QUARTER ENDED DECEMBER 31, 2021**

<u>Account</u>	<u>Balance as of 9/30/2021</u>	<u>Deposits</u>	<u>Withdrawals</u>	<u>Interest Earned</u>	<u>Ending Balance as of 12/31/2021</u>
INVESTMENTS:					
TexPool - Interest & Sinking	\$ 15,502.26	\$ 1,008,096.63	\$ -	\$ 23.89	\$ 1,023,622.78
TOTAL INVESTMENT ACCOUNTS	<u>\$ 15,502.26</u>	<u>\$ 1,008,096.63</u>	<u>\$ -</u>	<u>\$ 23.89</u>	<u>\$ 1,023,622.78</u>
TOTAL DEBT SERVICE FUND INVESTMENT PORTFOLIO AS OF DECEMBER 31, 2021					<u>\$ 1,023,622.78</u>

**TOWN OF FAIRVIEW
WATER FUND
INVESTMENT PORTFOLIO
FOR THE QUARTER ENDED DECEMBER 31, 2021**

<u>Account</u>	<u>Balance as of 9/30/2021</u>	<u>Deposits</u>	<u>Withdrawals</u>	<u>Interest Earned</u>	<u>Ending Balance as of 12/31/2021</u>
INVESTMENTS:					
TexPool - Water System	\$ 569,105.08	\$ -	\$ -	\$ 53.01	\$ 569,158.09
TexStar - Water System	\$ -	\$ -	\$ -	\$ -	\$ -
TOTAL INVESTMENT ACCOUNTS	<u><u>\$ 569,105.08</u></u>	<u><u>\$ -</u></u>	<u><u>\$ -</u></u>	<u><u>\$ 53.01</u></u>	<u><u>\$ 569,158.09</u></u>
TOTAL WATER FUND INVESTMENT PORTFOLIO AS OF DECEMBER 31, 2021					<u><u>\$ 569,158.09</u></u>

**TOWN OF FAIRVIEW
CAPITAL PROJECT FUND
INVESTMENT PORTFOLIO
FOR THE QUARTER ENDED DECEMBER 31, 2021**

<u>Account</u>	<u>Balance as of 9/30/2021</u>	<u>Deposits</u>	<u>Withdrawals</u>	<u>Interest Earned</u>	<u>Ending Balance as of 12/31/2021</u>
INVESTMENTS:					
TexPool - 2016 CO	\$ 1,776,554.39	\$ -	\$ -	\$ 165.58	\$ 1,776,719.97
TOTAL INVESTMENT ACCOUNTS	<u>\$ 1,776,554.39</u>	<u>\$ -</u>	<u>\$ -</u>	<u>\$ 165.58</u>	<u>\$ 1,776,719.97</u>
 TOTAL CAPITAL PROJECT FUND INVESTMENT PORTFOLIO AS OF DECEMBER 31, 2021					 <u>\$ 1,776,719.97</u>

**TOWN OF FAIRVIEW
 CDC FUND
 INVESTMENT PORTFOLIO
 FOR THE QUARTER ENDED DECEMBER 31, 2021**

<u>Account</u>	<u>Balance as of 9/30/2021</u>	<u>Deposits</u>	<u>Withdrawals</u>	<u>Interest Earned</u>	<u>Ending Balance as of 12/31/2021</u>
INVESTMENTS:					
TexPool - CDC	\$ 1,430,589.88	\$ 219,083.98	\$ 262,800.00	\$ 134.06	\$ 1,387,007.92
TOTAL INVESTMENT ACCOUNTS	<u>\$ 1,430,589.88</u>	<u>\$ 219,083.98</u>	<u>\$ 262,800.00</u>	<u>\$ 134.06</u>	<u>\$ 1,387,007.92</u>
 TOTAL CDC FUND INVESTMENT PORTFOLIO AS OF DECEMBER 31, 2021					 <u><u>\$ 1,387,007.92</u></u>

**TOWN OF FAIRVIEW
EDC FUND
INVESTMENT PORTFOLIO
FOR THE QUARTER ENDED DECEMBER 31, 2021**

<u>Account</u>	<u>Balance as of 9/30/2021</u>	<u>Deposits</u>	<u>Withdrawals</u>	<u>Interest Earned</u>	<u>Ending Balance as of 12/31/2021</u>
INVESTMENTS:					
TexPool - EDC	\$ 1,459,108.65	\$ 219,083.98	\$ 213,100.00	\$ 138.33	\$ 1,465,230.96
TOTAL INVESTMENT ACCOUNTS	<u>\$ 1,459,108.65</u>	<u>\$ 219,083.98</u>	<u>\$ 213,100.00</u>	<u>\$ 138.33</u>	<u>\$ 1,465,230.96</u>
 TOTAL EDC FUND INVESTMENT PORTFOLIO AS OF DECEMBER 31, 2021					 <u>\$ 1,465,230.96</u>

**TOWN OF FAIRVIEW
 POOLED
 INVESTMENT PORTFOLIO
 FOR THE QUARTER ENDED DECEMBER 31, 2021**

<u>Account</u>	<u>Balance as of 9/30/2021</u>	<u>Deposits</u>	<u>Withdrawals</u>	<u>Interest Earned</u>	<u>Ending Balance as of 12/31/2021</u>
INVESTMENTS:					
TexPool - Pooled Investment	\$ 6,905,970.26	\$ -	\$ -	\$ 1,266.38	\$ 6,907,236.64
TOTAL INVESTMENT ACCOUNTS	<u>\$ 6,905,970.26</u>	<u>\$ -</u>	<u>\$ -</u>	<u>\$ 1,266.38</u>	<u>\$ 6,907,236.64</u>
TOTAL POOLED INVESTMENT PORTFOLIO AS OF DECEMBER 31, 2021					<u>\$ 6,907,236.64</u>

**TOWN OF FAIRVIEW
STREET FUND
INVESTMENT PORTFOLIO
FOR THE QUARTER ENDED DECEMBER 31, 2021**

<u>Account</u>	<u>Balance as of 9/30/2021</u>	<u>Deposits</u>	<u>Withdrawals</u>	<u>Interest Earned</u>	<u>Ending Balance as of 12/31/2021</u>
INVESTMENTS:					
TexPool - Street Fund	\$ 312,775.14	\$ -	\$ -	\$ 29.14	\$ 312,804.28
TOTAL INVESTMENT ACCOUNTS	<u>\$ 312,775.14</u>	<u>\$ -</u>	<u>\$ -</u>	<u>\$ 29.14</u>	<u>\$ 312,804.28</u>
 TOTAL STREET FUND INVESTMENT PORTFOLIO AS OF DECEMBER 31, 2021					 <u><u>\$ 312,804.28</u></u>