

TOWN OF FAIRVIEW ENVIRONMENTAL NEWSLETTER

INSIDE THIS ISSUE

2011 Environmental Metrics	1-5
Important Dates	5

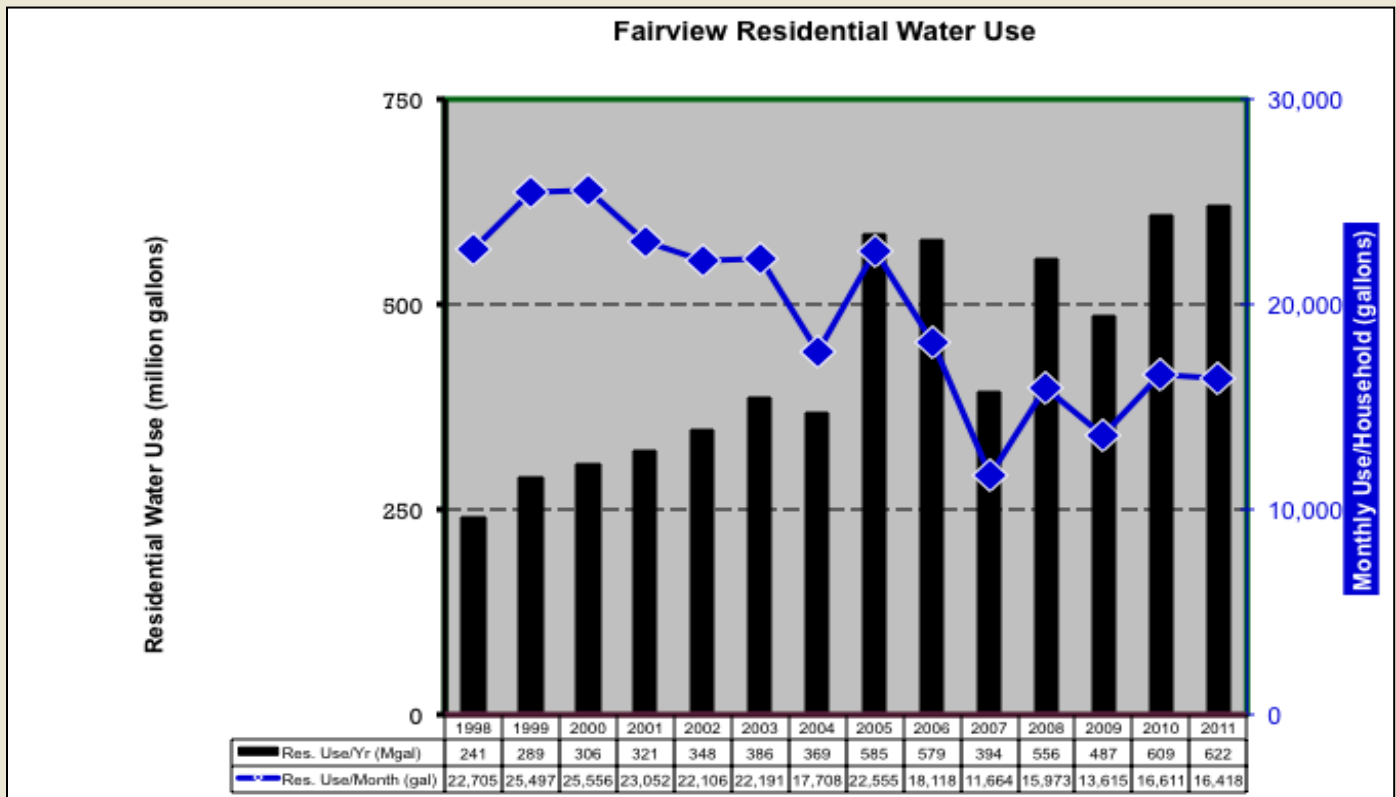


Fairview 2011 Environmental Metrics

By Paul Westbrook

Water

Being efficient in water use helps ensure our water supply - and saves you money. The chart below shows the total annual residential water use in black and the average water use per household in blue. The average has trended down as smaller lots were developed on the west side of town, but the gains have leveled off the past few years. Despite the water restrictions in place in the second half of 2011, use per household was nearly the same as 2010. Average monthly use/household is 16,418 gallons.

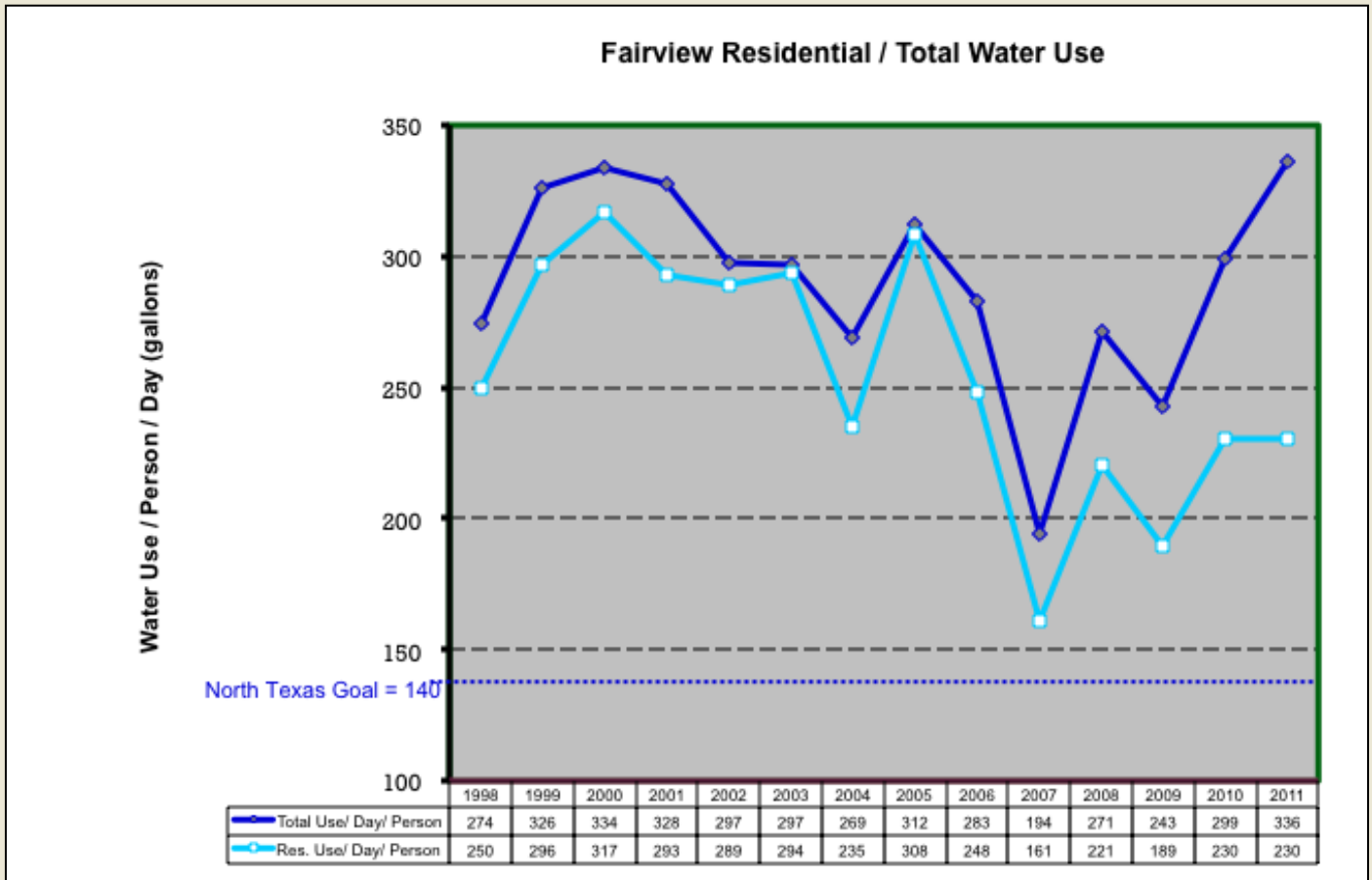


Recommended Action: Irrigation Reduction

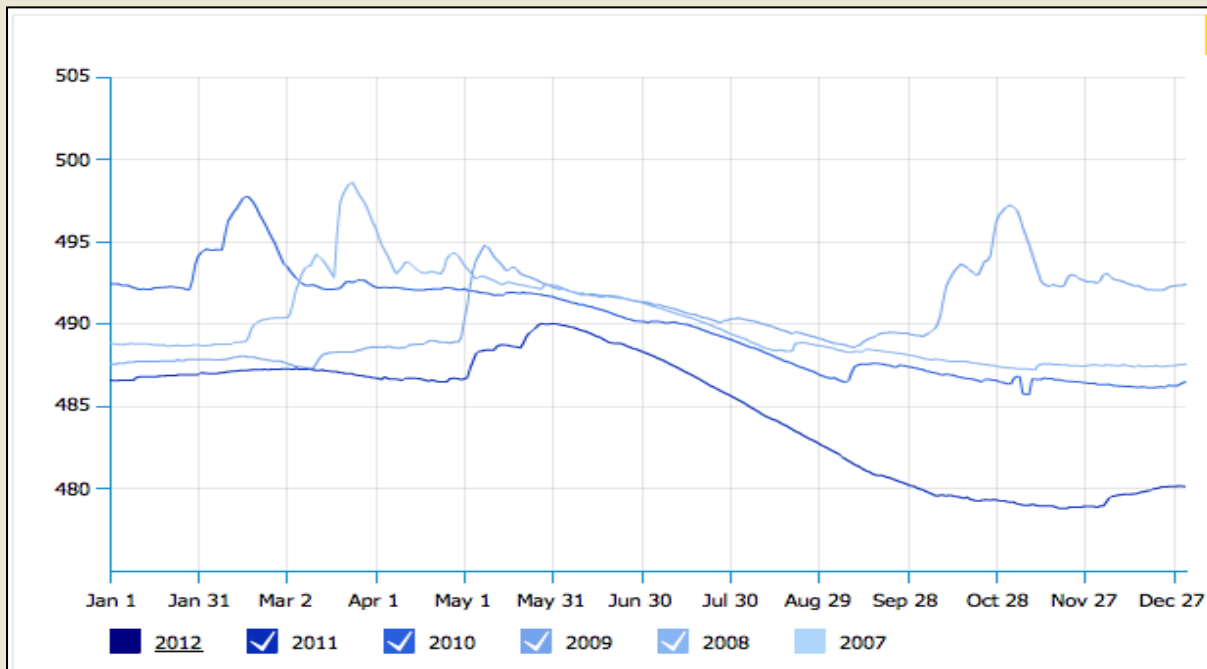
Yes, many residents have acreage, but it doesn't all have to be irrigated. Most of Fairview gained its natural beauty (trees, wildflowers, native grasses) before anyone moved here and irrigated. Native trees and plants will do fine with no irrigation. Also, areas that are planted and irrigated can survive on much less water than is usually applied. We are currently in stage 3 drought restrictions, which limits watering to twice per month. In the winter dormant season, most areas should not require any irrigation, so turn off those sprinklers.

There are tips on the Fairview web site (<http://www.fairviewtexas.org> - click Community, then Environment, then Water Conservation) and links to rebates available for a rain/freeze sensor, rain barrels, pressure reducing devices, and efficient washing machines.

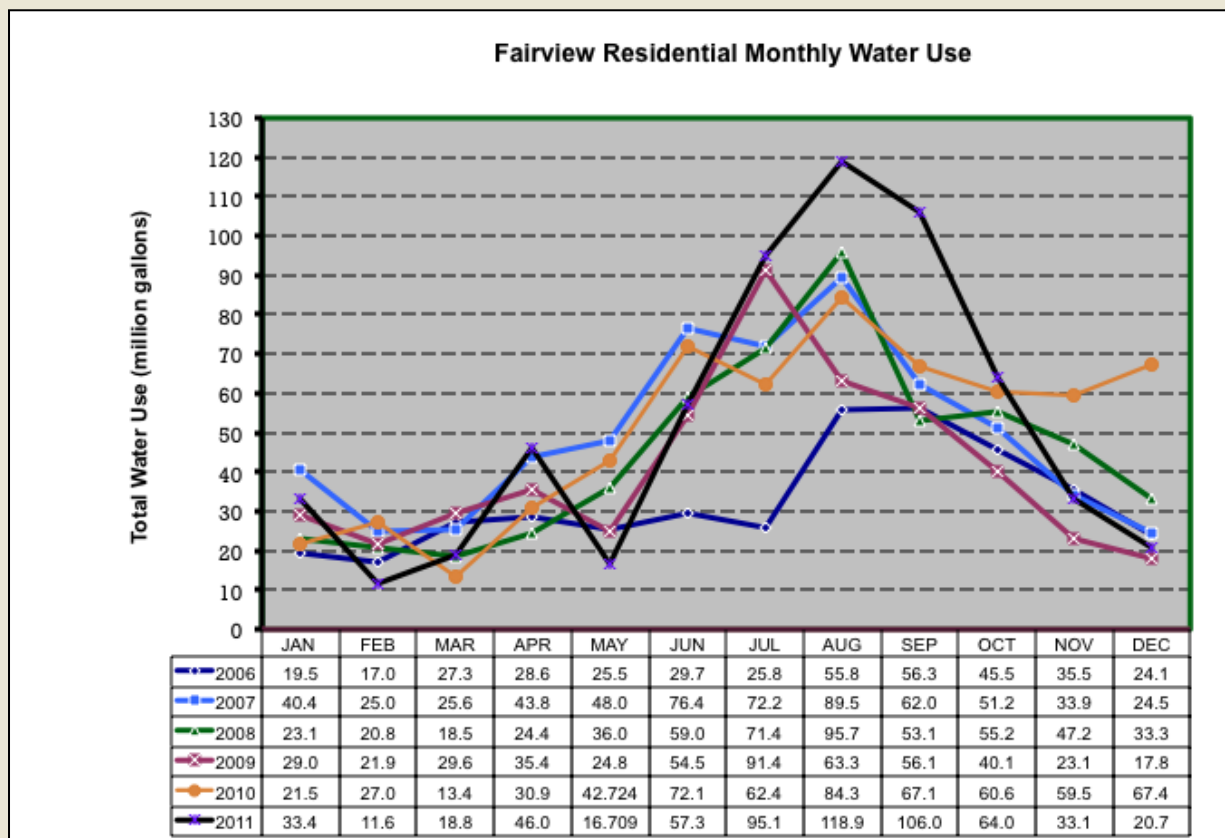
The chart below shows average water use per person. There are two lines - one is residential use only/person and the other is total town use per person (including public, commercial, and unaccounted use). The state has a goal of 140 gallons/person and our town is well above that. It is always difficult to compare various cities due to differences in lot size, commercial development, and other factors. However, we should strive to improve our own number each year. We have not seen any improvement in the past few years.



Below is the water level chart for Lake Lavon, our primary water supply. It ended the year of 2011 at about 12 feet below the full level.



The monthly data below shows most years with a typical peak during the summer when more households irrigate and swimming pools are in use. Stage 2 water restrictions were implemented in August 2011 and stage 3 was implemented in November. Despite the restrictions, August and September were still the two highest months of usage in town history.



Recommended Action: Pool Cover

Swimming pools are another big water user. An average size pool will lose about 700-1,000 gallons per month to evaporation. A cover will reduce this by about 90% and it will reduce your chemical usage for water treatment. It can also extend your swimming season by keeping the water warmer during the spring and fall. If you have a fountain or waterfall feature, turn them off or put them on a timer. These features increase evaporation.

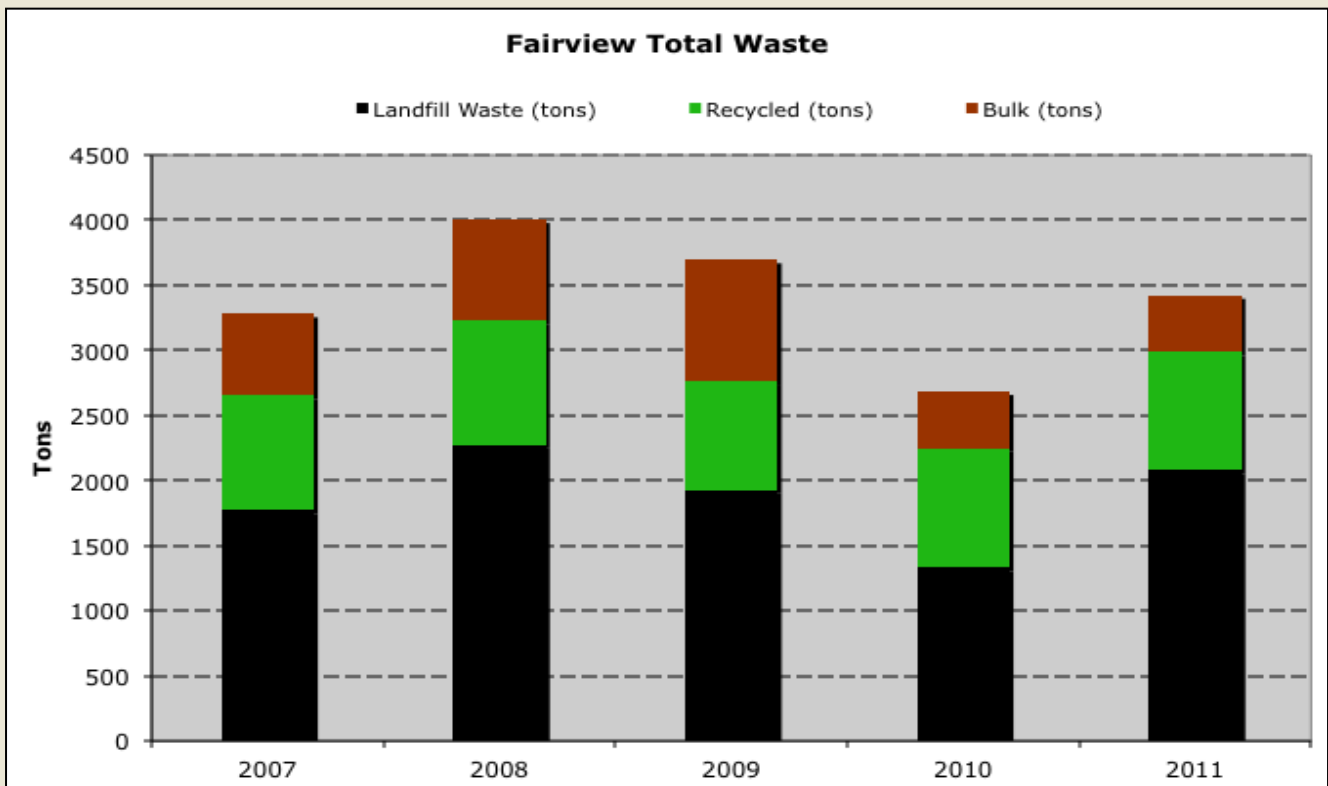
Recommended Actions: Indoor Use

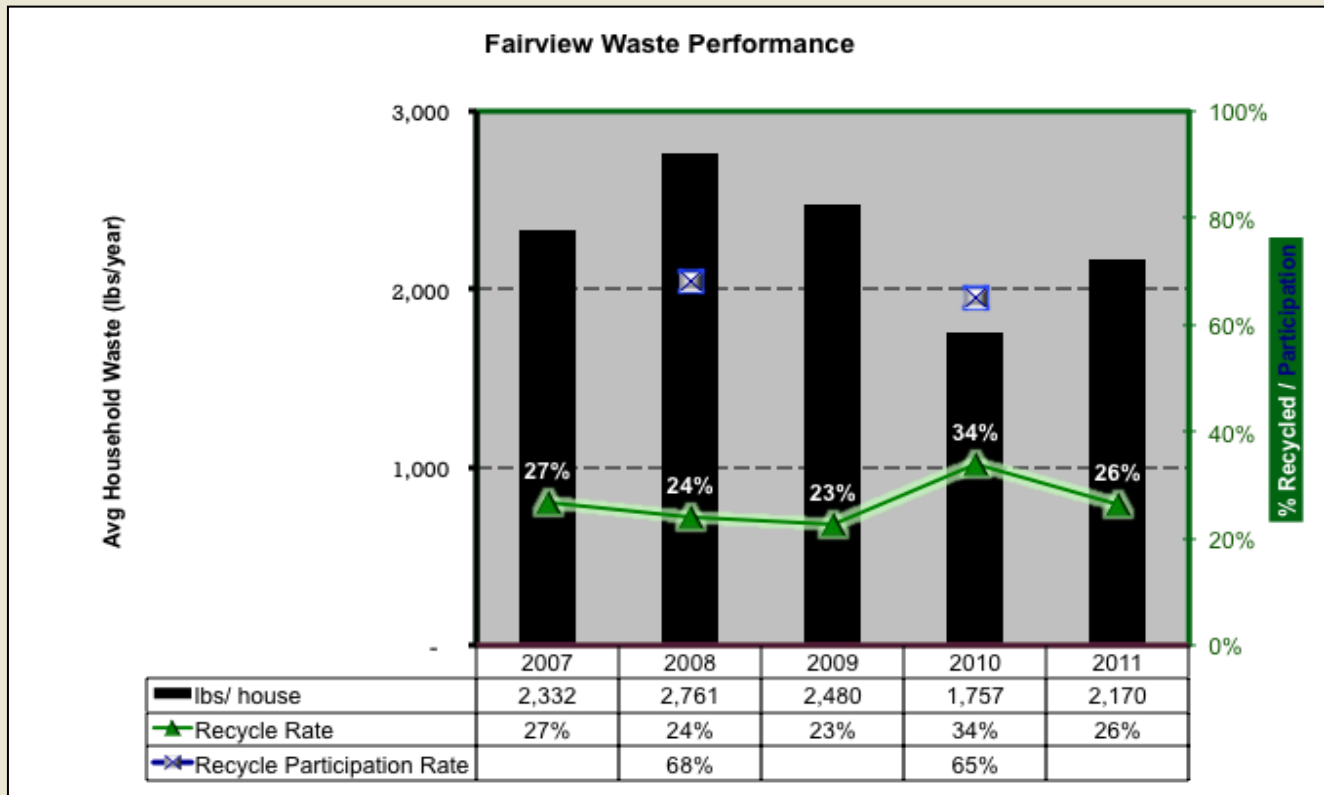
First you should address any leaks. Even a small drip can add up to large water waste. One of the largest indoor water users is the toilet. If you have an older home (pre 1992) with a 5 gallon or 3.5 gallon per flush model, it can be replaced with a new 1.28 gallon per flush model, which will significantly cut your water use.

Showerheads are another easy place to reduce water use. To test your current unit place a one gallon bucket under your showerhead and turn it on. If the bucket fills faster than 20 seconds, you should replace the head with a low flow model (<2.5 gallons per minute). Look for toilets or showers with a WaterSense label - [.http://www.epa.gov/WaterSense/product_search.html](http://www.epa.gov/WaterSense/product_search.html).

Solid Waste

The charts below show the past year’s trends for waste, recycling, and bulk trash. For 2011, there was an increase in overall waste and in average waste per household. The recycling rate decreased to 26%. Bulk waste is still heavily comprised of yard and tree trimmings. Consider a compost pile for yard waste and hire a chipper to shred your tree trimmings into useful mulch – which can be used in your planting beds to help reduce water use. And take the time to sort and use your recycle bin.





An informational pamphlet that details the types of materials that can be recycled, can be found on the town website (<http://www.fairviewtexas.org>, click Departments, click Waste Collection).

Important Dates

Spring Clean-up and Trash Off

Please mark your calendars for Fairview’s annual Trash Off, Spring Clean-Up extravaganza.

The event will take place on **Saturday, April 14th from 9:00-2:00 PM at the old town hall building located at 500 State Highway 5.**

Town residents are welcome to drop off their household hazardous waste (paint, cleaning products, oils, etc), electronic equipment (a certificate will be provided for data devices in order to certify the proper destruction of data), and bulk household waste (appliances, furniture, etc.).

Please do not attempt to drop off tires or refrigerators, as neither of these items will be accepted.



Town of Fairview
372 Town Place
Fairview, TX 75069

Phone: (972)-562-0522 **Fax:** (972)-548-0268

**“Keepin’ it Country
Since 1958”**

We’re on the Web!!!

www.fairviewtexas.org



Town of Fairview
372 Town Place
Fairview, TX 75069

