

INVESTMENT PORTFOLIO SUMMARY



**For the Quarter Ended
December 31, 2020**



**Town of Fairview
Investment Officers' Certification**

**For the Quarter Ended
December 31, 2020**


The Town of Fairview (the "Town") has prepared this report in accordance with Chapter 2256 of the Texas Public Funds Investment Act ("PFLA"). Section 2256.023(a) of the PFLA states that: "Not less than quarterly, the investment officer shall prepare and submit to the governing body of the entity a written report of the investment transactions for all funds covered by this chapter for the preceding reporting period." This report is signed by the Town's investment officers and includes the disclosures required in the PFLA.

The investment portfolio complied with the PFLA and the Town's approved Investment Policy and Strategy throughout the period. All investment transactions made in the portfolio during this period were made on behalf of the Town and were made in full compliance with the PFLA and the approved Investment Policy.

Officer Names and Titles:


Name: Steven Ventura Title: CFO


Name: Brenda Bowman Title: Accounting Manager


Name: Adair Wilbourn Title: Assistant to the Town Manager

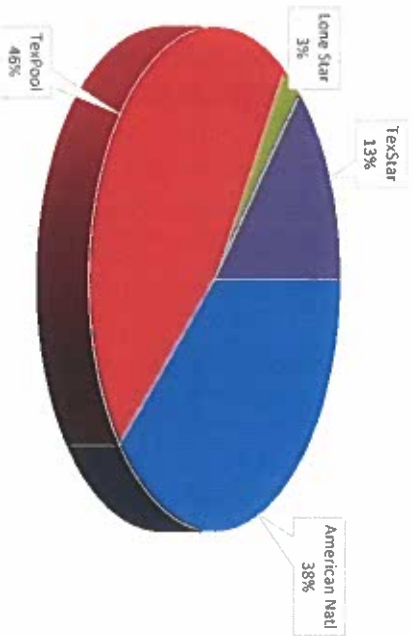
**TOWN OF FAIRVIEW
INVESTMENT PORTFOLIO SUMMARY
FOR THE QUARTER ENDED DECEMBER 31, 2020**

Account	Balance as of			Ending Balance as of 12/31/2020
	9/30/2020	Deposits	Withdrawals	
CASH:				
American National - General Operating	7,987,937	7,089,372	7,581,538	7,509,058
American National - Reserve Account	2,500,000	-	-	2,500,000
American National - Emp Benefit Trust	82,161	164,418	158,104	88,475
TOTAL CASH ACCOUNTS	\$ 10,570,098	\$ 7,253,791	\$ 7,739,642	\$ 10,097,534

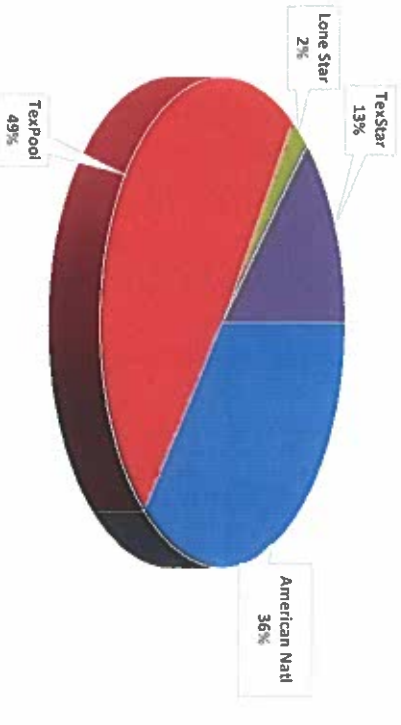
Account	Balance as of			Ending Balance as of 12/31/2020
	9/30/2020	Deposits	Withdrawals	
INVESTMENTS:				
TexPool - General Fund	\$ 631,698	\$ -	\$ -	\$ 631,882
TexPool - Water System	568,823	-	-	568,989
TexPool - Interest & Sinking	2,641	1,032,757	-	1,035,442
TexPool - CDC	1,144,927	187,203	-	1,180,476
TexPool - EDC	1,197,921	187,203	154,000	1,231,485
TexPool - 2016 CO	1,775,673	-	-	1,776,191
TexPool - Pooled Investment	6,898,691	-	-	6,901,788
TexPool - Street Fund	312,620	-	-	312,711
Lone Star - General Fund	716,716	-	-	716,969
TexStar - Water System	3,591,772	-	-	3,592,607
TOTAL INVESTMENT ACCOUNTS	\$ 16,841,480	\$ 1,407,164	\$ 306,000	\$ 17,948,540

TOTAL CASH & INVESTMENTS \$ 27,411,578

BALANCE AS OF 9/30/2020



ENDING BALANCE AS OF 12/31/2020



\$ 28,046,073

Town of Fairview
 Detail of Security Holding
 December 31, 2020

Security Description	Coupon	Maturity Date	Settlement Date	Par Value	Purchased Value	Adjusted Book Value	Market Price	Market Value	Life (mo)	Yield
American National Bank - General Operating	0.75%	1/1/2021	12/31/2020	7,509,058.05	7,509,058.05	7,509,058.05	100.00	7,509,058.05	1.00	0.2008%
American National Bank - Reserve Acct	0.00%	1/1/2021	12/31/2020	2,500,000.00	2,500,000.00	2,500,000.00	100.00	2,500,000.00	1.00	0.0000%
American Natl. - FV Twn Emp Benefit Trust	0.00%	1/1/2021	12/31/2020	88,475.46	88,475.46	88,475.46	100.00	88,475.46	1.00	0.0000%
TextPool - General Fund	0.12%	1/1/2021	12/31/2020	631,882.27	631,882.27	631,882.27	100.00	631,882.27	1.00	0.0027%
TextPool - Water System	0.12%	1/1/2021	12/31/2020	568,988.71	568,988.71	568,988.71	100.00	568,988.71	1.00	0.0024%
TextPool - Interest & Sinking	0.12%	1/1/2021	12/31/2020	1,035,441.57	1,035,441.57	1,035,441.57	100.00	1,035,441.57	1.00	0.0044%
TextPool - CDC	0.12%	1/1/2021	12/31/2020	1,180,476.06	1,180,476.06	1,180,476.06	100.00	1,180,476.06	1.00	0.0051%
TextPool - EDC	0.12%	1/1/2021	12/31/2020	1,231,485.11	1,231,485.11	1,231,485.11	100.00	1,231,485.11	1.00	0.0053%
TextPool - CO 2016	0.12%	1/1/2021	12/31/2020	1,776,191.28	1,776,191.28	1,776,191.28	100.00	1,776,191.28	1.00	0.0076%
TextPool Prime - Pooled Investment	0.16%	1/1/2021	12/31/2020	6,901,787.70	6,901,787.70	6,901,787.70	100.00	6,901,787.70	1.00	0.0394%
TextPool - Street Fund	0.12%	1/1/2021	12/31/2020	312,710.92	312,710.92	312,710.92	100.00	312,710.92	1.00	0.0013%
Lone Star - General Fund	0.13%	1/1/2021	12/31/2020	716,968.93	716,968.93	716,968.93	100.00	716,968.93	1.00	0.0033%
TextStar - Water System	0.09%	1/1/2021	12/31/2020	3,592,607.43	3,592,607.43	3,592,607.43	100.00	3,592,607.43	1.00	0.0121%
TOTAL				\$ 28,046,073.49	\$ 28,046,073.49	\$ 28,046,073.49		\$ 28,046,073.49	1.00	0.2844%

(1) Weighted average life - For purposes of calculating weighted average life, bank, pool, and money market investments are assumed to mature the next business day.

(2) Weighted average yield to maturity - The weighted average yield to maturity is based on adjusted book value, realized and unrealized gains/losses and investment advisory fees are not considered. The yield is for this month only.

(1)

(2)

TOWN OF FAIRVIEW
GENERAL FUND
INVESTMENT PORTFOLIO
FOR THE QUARTER ENDED DECEMBER 31, 2020

Account	Balance as of 9/30/2020	Deposits	Withdrawals	Interest Earned	Ending Balance as of 12/31/2020
INVESTMENTS:					
TexPool - General Fund	\$ 631,697.90	\$ -	\$ -	\$ 184.37	\$ 631,882.27
Lone Star - General Fund	716,715.84	-	-	253.09	716,968.93
TOTAL INVESTMENT ACCOUNTS	\$ 1,348,413.74	\$ -	\$ -	\$ 437.46	\$ 1,348,851.20
TOTAL GENERAL FUND INVESTMENT PORTFOLIO AS OF DECEMBER 31, 2020	\$ 1,348,851.20				

**TOWN OF FAIRVIEW
DEBT SERVICE FUND
INVESTMENT PORTFOLIO
FOR THE QUARTER ENDED DECEMBER 31, 2020**

Account	Balance as of 9/30/2020	Deposits	Withdrawals	Interest Earned	Ending Balance as of 12/31/2020
INVESTMENTS:					
TexPool - Interest & Sinking	\$ 2,640.69	\$ 1,032,757.35	\$ -	\$ 43.53	\$ 1,035,441.57
TOTAL INVESTMENT ACCOUNTS	<u>\$ 2,640.69</u>	<u>\$ 1,032,757.35</u>	<u>\$ -</u>	<u>\$ 43.53</u>	<u>\$ 1,035,441.57</u>
TOTAL DEBT SERVICE FUND INVESTMENT PORTFOLIO AS OF DECEMBER 31, 2020					<u><u>\$ 1,035,441.57</u></u>

TOWN OF FAIRVIEW
WATER FUND
INVESTMENT PORTFOLIO
FOR THE QUARTER ENDED DECEMBER 31, 2020

Account	Balance as of 9/30/2020	Deposits	Withdrawals	Interest Earned	Ending Balance as of 12/31/2020
INVESTMENTS:					
TexPool - Water System	\$ 568,822.72	\$ -	\$ -	\$ 165.99	\$ 568,988.71
TexStar - Water System	\$ 3,591,771.58	\$ -	\$ -	\$ 835.85	\$ 3,592,607.43
TOTAL INVESTMENT ACCOUNTS	\$ 4,160,594.30	\$ -	\$ -	\$ 1,001.84	\$ 4,161,596.14
TOTAL WATER FUND INVESTMENT PORTFOLIO AS OF DECEMBER 31, 2020	\$ 4,161,596.14				

**TOWN OF FAIRVIEW
 CAPITAL PROJECT FUND
 INVESTMENT PORTFOLIO
 FOR THE QUARTER ENDED DECEMBER 31, 2020**

Account	Balance as of 9/30/2020	Deposits	Withdrawals	Interest Earned	Ending Balance as of 12/31/2020
INVESTMENTS:					
TexPool - 2016 CO	\$ 1,775,673.17	\$ -	\$ -	\$ 518.11	\$ 1,776,191.28
TOTAL INVESTMENT ACCOUNTS	\$ 1,775,673.17	\$ -	\$ -	\$ 518.11	\$ 1,776,191.28
TOTAL CAPITAL PROJECT FUND INVESTMENT PORTFOLIO AS OF DECEMBER 31, 2020	\$ 1,776,191.28				

TOWN OF FAIRVIEW
 CDC FUND
 INVESTMENT PORTFOLIO
 FOR THE QUARTER ENDED DECEMBER 31, 2020

Account	Balance as of 9/30/2020	Deposits	Withdrawals	Interest Earned	Ending Balance as of 12/31/2020
INVESTMENTS:					
TexPool - CDC	\$ 1,144,926.99	\$ 187,203.10	\$ 152,000.00	\$ 345.97	\$ 1,180,476.06
TOTAL INVESTMENT ACCOUNTS	<u>\$ 1,144,926.99</u>	<u>\$ 187,203.10</u>	<u>\$ 152,000.00</u>	<u>\$ 345.97</u>	<u>\$ 1,180,476.06</u>
TOTAL CDC FUND INVESTMENT PORTFOLIO AS OF DECEMBER 31, 2020					<u>\$ 1,180,476.06</u>

TOWN OF FAIRVIEW
 EDC FUND
 INVESTMENT PORTFOLIO
 FOR THE QUARTER ENDED DECEMBER 31, 2020

Account	Balance as of 9/30/2020	Deposits	Withdrawals	Interest Earned	Ending Balance as of 12/31/2020
INVESTMENTS:					
TexPool - EDC	\$ 1,197,920.90	\$ 187,203.10	\$ 154,000.00	\$ 361.11	\$ 1,231,485.11
TOTAL INVESTMENT ACCOUNTS	<u>\$ 1,197,920.90</u>	<u>\$ 187,203.10</u>	<u>\$ 154,000.00</u>	<u>\$ 361.11</u>	<u>\$ 1,231,485.11</u>
TOTAL EDC FUND INVESTMENT PORTFOLIO AS OF DECEMBER 31, 2020					<u>\$ 1,231,485.11</u>

**TOWN OF FAIRVIEW
 POOLED
 INVESTMENT PORTFOLIO
 FOR THE QUARTER ENDED DECEMBER 31, 2020**

Account	Balance as of 9/30/2020	Deposits	Withdrawals	Interest Earned	Ending Balance as of 12/31/2020
INVESTMENTS:					
TexPool - Pooled Investment	\$ 6,898,690.97	\$ -	\$ -	\$ 3,096.73	\$ 6,901,787.70
TOTAL INVESTMENT ACCOUNTS	<u>\$ 6,898,690.97</u>	<u>\$ -</u>	<u>\$ -</u>	<u>\$ 3,096.73</u>	<u>\$ 6,901,787.70</u>
TOTAL POOLED INVESTMENT PORTFOLIO AS OF DECEMBER 31, 2020					<u>\$ 6,901,787.70</u>

TOWN OF FAIRVIEW
STREET FUND
INVESTMENT PORTFOLIO
FOR THE QUARTER ENDED DECEMBER 31, 2020

Account	Balance as of 9/30/2020	Deposits	Withdrawals	Interest Earned	Ending Balance as of 12/31/2020
INVESTMENTS:					
TexPool - Street Fund	\$ 312,619.73	\$ -	\$ -	\$ 91.19	\$ 312,710.92
TOTAL INVESTMENT ACCOUNTS	<u>\$ 312,619.73</u>	<u>\$ -</u>	<u>\$ -</u>	<u>\$ 91.19</u>	<u>\$ 312,710.92</u>
TOTAL STREET FUND INVESTMENT PORTFOLIO AS OF DECEMBER 31, 2020					<u><u>\$ 312,710.92</u></u>