

INVESTMENT PORTFOLIO SUMMARY



**For the Quarter Ended
December 31, 2018**



**Town of Fairview
Investment Officers' Certification**


**For the Quarter Ended
December 31, 2018**

The Town of Fairview (the "Town") has prepared this report in accordance with Chapter 2256 of the Texas Public Funds Investment Act ("PFIA"). Section 2256.023(a) of the PFIA states that: "Not less than quarterly, the investment officer shall prepare and submit to the governing body of the entity a written report of the investment transactions for all funds covered by this chapter for the preceding reporting period." This report is signed by the Town's investment officers and includes the disclosures required in the PFIA.

The investment portfolio complied with the PFIA and the Town's approved Investment Policy and Strategy throughout the period. All investment transactions made in the portfolio during this period were made on behalf of the Town and were made in full compliance with the PFIA and the approved Investment Policy.

Officer Names and Titles:


Name: Steven Ventura Title: CFO


Name: Brenda Bowman Title: Accounting Manager

Name: Adam Wilbourn Title: Assistant to the Town Manager

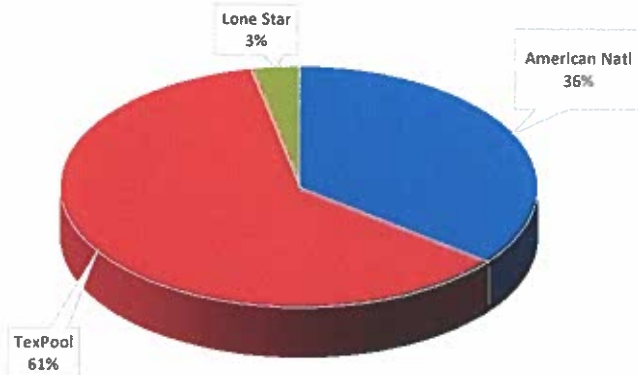
**TOWN OF FAIRVIEW
INVESTMENT PORTFOLIO SUMMARY
FOR THE QUARTER ENDED DECEMBER 31, 2018**

Account	Balance as of 9/30/2018	Deposits	Withdrawals	Interest Earned	Ending Balance as of 12/31/2018
CASH:					
American National - General Operating	4,830,686	5,702,363	5,977,715	8,098	4,563,431
American National - Reserve Account	2,500,000	-	-	-	2,500,000
American National - Emp Benefit Trust	40,358	190,334	151,023	-	79,670
TOTAL CASH ACCOUNTS	\$ 7,371,044	\$ 5,892,697	\$ 6,128,738	\$ 8,098	\$ 7,143,101

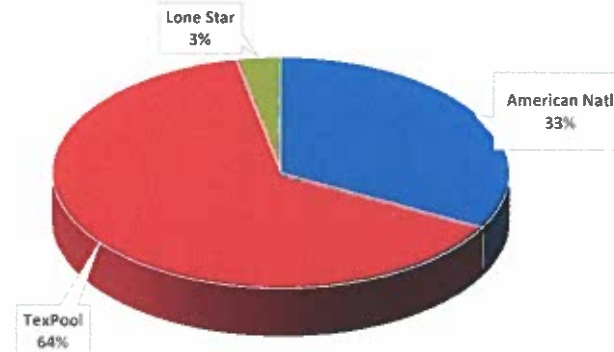
Account	Balance as of 9/30/2018	Deposits	Withdrawals	Interest Earned	Ending Balance as of 12/31/2018
INVESTMENTS:					
TexPool - General Fund	\$ 611,687	\$ -	\$ -	\$ 3,416	\$ 615,103
TexPool - Water System	550,804	-	-	3,076	553,880
TexPool - Interest & Sinking	8,636	1,063,829	-	1,533	1,073,998
TexPool - CDC	1,015,685	195,846	122,500	5,956	1,094,987
TexPool - EDC	899,618	195,846	119,000	5,362	981,827
TexPool - 2016 CO	2,682,157	-	-	14,978	2,697,135
TexPool - Pooled Investment	6,652,114	-	-	40,429	6,692,543
TexPool - Street Fund	302,716	-	-	1,691	304,407
Lone Star - General Fund	691,186	-	-	4,178	695,365
TOTAL INVESTMENT ACCOUNTS	\$ 13,414,603	\$ 1,455,521	\$ 241,500	\$ 80,619	\$ 14,709,244

TOTAL CASH & INVESTMENTS AS OF 12-31-18	\$ 20,785,647	\$ 21,852,344.71
--	----------------------	-------------------------

BALANCE AS OF 9/30/2018



ENDING BALANCE AS OF 12/31/2018



Town of Fairview
Detail of Security Holding
December 31, 2018

Security Description	Coupon	Maturity Date	Settlement Date	Par Value	Purchased Value	Adjusted Book Value	Market Price	Market Value	Life (mo)	Yield
American National Bank - General Operating	0.75%	1/1/2019	12/31/2018	4,563,431.45	4,563,431.45	4,563,431.45	100.00	4,563,431.45	1.00	0.1566%
American National Bank - Reserve Acct	0.00%	1/1/2019	12/31/2018	2,500,000.00	2,500,000.00	2,500,000.00	100.00	2,500,000.00	1.00	0.0000%
American Natl. - FV Twn Emp Benefit Trust	0.00%	1/1/2019	12/31/2018	79,669.59	79,669.59	79,669.59	100.00	79,669.59	1.00	0.0000%
TexPool - General Fund	2.29%	1/1/2019	12/31/2018	615,102.79	615,102.79	615,102.79	100.00	615,102.79	1.00	0.0645%
TexPool - Water System	2.29%	1/1/2019	12/31/2018	553,879.50	553,879.50	553,879.50	100.00	553,879.50	1.00	0.0580%
TexPool - Interest & Sinking	2.29%	1/1/2019	12/31/2018	1,073,998.02	1,073,998.02	1,073,998.02	100.00	1,073,998.02	1.00	0.1125%
TexPool - CDC	2.29%	1/1/2019	12/31/2018	1,094,987.29	1,094,987.29	1,094,987.29	100.00	1,094,987.29	1.00	0.1147%
TexPool - EDC	2.29%	1/1/2019	12/31/2018	981,826.64	981,826.64	981,826.64	100.00	981,826.64	1.00	0.1029%
TexPool - CO 2016	2.29%	1/1/2019	12/31/2018	2,697,135.20	2,697,135.20	2,697,135.20	100.00	2,697,135.20	1.00	0.2826%
TexPool - Pooled Investment	2.49%	1/1/2019	12/31/2018	6,692,542.77	6,692,542.77	6,692,542.77	100.00	6,692,542.77	1.00	0.7626%
TexPool - Street Fund	2.29%	1/1/2019	12/31/2018	304,406.95	304,406.95	304,406.95	100.00	304,406.95	1.00	0.0319%
Lone Star - General Fund	2.48%	1/1/2019	12/31/2018	695,364.51	695,364.51	695,364.51	100.00	695,364.51	1.00	0.0789%
TOTAL				\$ 21,852,344.71	\$ 21,852,344.71	\$ 21,852,344.71		\$ 21,852,344.71	1.00	1.7654%

(1)

(2)

(1) Weighted average life - For purposes of calculating weighted average life bank, pool, and money market investments are assumed to mature the next business day.

(2) Weighted average yield to maturity - The weighted average yield to maturity is based on adjusted book value, realized and unrealized gains/losses and investment advisory fees are not considered. The yield is for this month only.

**TOWN OF FAIRVIEW
GENERAL FUND
INVESTMENT PORTFOLIO
FOR THE QUARTER ENDED DECEMBER 31, 2018**

<u>Account</u>	<u>Balance as of 9/30/2018</u>	<u>Deposits</u>	<u>Withdrawals</u>	<u>Interest Earned</u>	<u>Ending Balance as of 12/31/2018</u>
INVESTMENTS:					
TexPool - General Fund	\$ 611,686.78	\$ -	\$ -	\$ 3,416.01	\$ 615,102.79
Lone Star - General Fund	691,186.29	-	-	4,178.22	695,364.51
TOTAL INVESTMENT ACCOUNTS	<u>\$ 1,302,873.07</u>	<u>\$ -</u>	<u>\$ -</u>	<u>\$ 7,594.23</u>	<u>\$ 1,310,467.30</u>
TOTAL GENERAL FUND INVESTMENT PORTFOLIO AS OF DECEMBER 31, 2018					<u>\$ 1,310,467.30</u>

**TOWN OF FAIRVIEW
DEBT SERVICE FUND
INVESTMENT PORTFOLIO
FOR THE QUARTER ENDED DECEMBER 31, 2018**

<u>Account</u>	<u>Balance as of 9/30/2018</u>	<u>Deposits</u>	<u>Withdrawals</u>	<u>Interest Earned</u>	<u>Ending Balance as of 12/31/2018</u>
INVESTMENTS:					
TexPool - Interest & Sinking	\$ 8,635.78	\$ 1,063,828.77	\$ -	\$ 1,533.47	\$ 1,073,998.02
TOTAL INVESTMENT ACCOUNTS	<u>\$ 8,635.78</u>	<u>\$ 1,063,828.77</u>	<u>\$ -</u>	<u>\$ 1,533.47</u>	<u>\$ 1,073,998.02</u>
 TOTAL DEBT SERVICE FUND INVESTMENT PORTFOLIO AS OF DECEMBER 31,, 2018					<u>\$ 1,073,998.02</u>

**TOWN OF FAIRVIEW
WATER FUND
INVESTMENT PORTFOLIO
FOR THE QUARTER ENDED DECEMBER 31, 2018**

<u>Account</u>	<u>Balance as of 9/30/2018</u>	<u>Deposits</u>	<u>Withdrawals</u>	<u>Interest Earned</u>	<u>Ending Balance as of 12/31/2018</u>
INVESTMENTS:					
TexPool - Water System	\$ 550,803.56	\$ -	\$ -	\$ 3,075.94	\$ 553,879.50
TOTAL INVESTMENT ACCOUNTS	<u>\$ 550,803.56</u>	<u>\$ -</u>	<u>\$ -</u>	<u>\$ 3,075.94</u>	<u>\$ 553,879.50</u>
 TOTAL WATER FUND INVESTMENT PORTFOLIO AS OF DECEMBER 31,, 2018					<u><u>\$ 553,879.50</u></u>

**TOWN OF FAIRVIEW
 CAPITAL PROJECT FUND
 INVESTMENT PORTFOLIO
 FOR THE QUARTER ENDED DECEMBER 31, 2018**

<u>Account</u>	<u>Balance as of 9/30/2018</u>	<u>Deposits</u>	<u>Withdrawals</u>	<u>Interest Earned</u>	<u>Ending Balance as of 12/31/2018</u>
INVESTMENTS:					
TexPool - 2016 CO	\$ 2,682,156.89	\$ -	\$ -	\$ 14,978.31	\$ 2,697,135.20
TOTAL INVESTMENT ACCOUNTS	<u>\$ 2,682,156.89</u>	<u>\$ -</u>	<u>\$ -</u>	<u>\$ 14,978.31</u>	<u>\$ 2,697,135.20</u>
 TOTAL CAPITAL PROJECT FUND INVESTMENT PORTFOLIO AS OF DECEMBER 31, 2018					 <u>\$ 2,697,135.20</u>

**TOWN OF FAIRVIEW
 CDC FUND
 INVESTMENT PORTFOLIO
 FOR THE QUARTER ENDED DECEMBER 31, 2018**

<u>Account</u>	<u>Balance as of 9/30/2018</u>	<u>Deposits</u>	<u>Withdrawals</u>	<u>Interest Earned</u>	<u>Ending Balance as of 12/31/2018</u>
INVESTMENTS:					
TexPool - CDC	\$ 1,015,685.35	\$ 195,846.35	\$ 122,500.00	\$ 5,955.59	\$ 1,094,987.29
TOTAL INVESTMENT ACCOUNTS	<u>\$ 1,015,685.35</u>	<u>\$ 195,846.35</u>	<u>\$ 122,500.00</u>	<u>\$ 5,955.59</u>	<u>\$ 1,094,987.29</u>
 TOTAL CDC FUND INVESTMENT PORTFOLIO AS OF DECEMBER 31, 2018					 <u><u>\$ 1,094,987.29</u></u>

**TOWN OF FAIRVIEW
EDC FUND
INVESTMENT PORTFOLIO
FOR THE QUARTER ENDED DECEMBER 31, 2018**

<u>Account</u>	<u>Balance as of 9/30/2018</u>	<u>Deposits</u>	<u>Withdrawals</u>	<u>Interest Earned</u>	<u>Ending Balance as of 12/31/2018</u>
INVESTMENTS:					
TexPool - EDC	\$ 899,618.45	\$ 195,846.35	\$ 119,000.00	\$ 5,361.84	\$ 981,826.64
TOTAL INVESTMENT ACCOUNTS	<u>\$ 899,618.45</u>	<u>\$ 195,846.35</u>	<u>\$ 119,000.00</u>	<u>\$ 5,361.84</u>	<u>\$ 981,826.64</u>
 TOTAL EDC FUND INVESTMENT PORTFOLIO AS OF DECEMBER 31, 2018					 <u>\$ 981,826.64</u>

**TOWN OF FAIRVIEW
 POOLED
 INVESTMENT PORTFOLIO
 FOR THE QUARTER ENDED DECEMBER 31, 2018**

<u>Account</u>	<u>Balance as of 9/30/2018</u>	<u>Deposits</u>	<u>Withdrawals</u>	<u>Interest Earned</u>	<u>Ending Balance as of 12/31/2018</u>
INVESTMENTS:					
TexPool - Pooled Investment	\$ 6,652,113.54	\$ -	\$ -	\$ 40,429.23	\$ 6,692,542.77
TOTAL INVESTMENT ACCOUNTS	<u>\$ 6,652,113.54</u>	<u>\$ -</u>	<u>\$ -</u>	<u>\$ 40,429.23</u>	<u>\$ 6,692,542.77</u>
TOTAL POOLED INVESTMENT PORTFOLIO AS OF DECEMBER 31, 2018					<u>\$ 6,692,542.77</u>

**TOWN OF FAIRVIEW
STREET FUND
INVESTMENT PORTFOLIO
FOR THE QUARTER ENDED DECEMBER 31, 2018**

<u>Account</u>	<u>Balance as of 9/30/2018</u>	<u>Deposits</u>	<u>Withdrawals</u>	<u>Interest Earned</u>	<u>Ending Balance as of 12/31/2018</u>
INVESTMENTS:					
TexPool - Street Fund	\$ 302,716.38	\$ -	\$ -	\$ 1,690.57	\$ 304,406.95
TOTAL INVESTMENT ACCOUNTS	<u>\$ 302,716.38</u>	<u>\$ -</u>	<u>\$ -</u>	<u>\$ 1,690.57</u>	<u>\$ 304,406.95</u>
TOTAL STREET FUND INVESTMENT PORTFOLIO AS OF DECEMBER 31, 2018					<u>\$ 304,406.95</u>