

**INVESTMENT PORTFOLIO SUMMARY**



**For the Quarter Ended  
June 30, 2021**



**Town of Fairview  
Investment Officers' Certification**

---


**For the Quarter Ended  
June 30, 2021**

The Town of Fairview (the "Town") has prepared this report in accordance with Chapter 2256 of the Texas Public Funds Investment Act ("PFIA"). Section 2256.023(a) of the PFIA states that: "Not less than quarterly, the investment officer shall prepare and submit to the governing body of the entity a written report of the investment transactions for all funds covered by this chapter for the preceding reporting period." This report is signed by the Town's investment officers and includes the disclosures required in the PFIA.

The investment portfolio complied with the PFIA and the Town's approved Investment Policy and Strategy throughout the period. All investment transactions made in the portfolio during this period were made on behalf of the Town and were made in full compliance with the PFIA and the approved Investment Policy.

**Officer Names and Titles:**

  
Name: Steven Ventura Title: CFO

  
Name: Brenda Bowman Title: Accounting Manager

  
Name: Adam Wilbourn Title: Assistant to the Town Manager

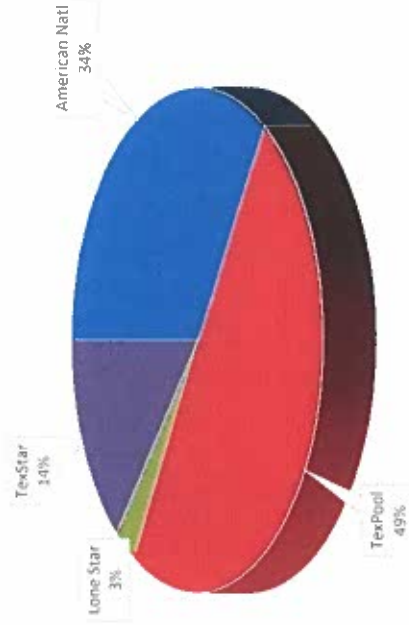
**TOWN OF FAIRVIEW  
INVESTMENT PORTFOLIO SUMMARY  
FOR THE QUARTER ENDED JUNE 30, 2021**

Account	Balance as of 3/31/2021	Deposits	Withdrawals	Interest Earned	Ending Balance as of 6/30/2021
<b>CASH:</b>					
American National - General Operating	6,181,986	3,941,832	5,684,305	10,193	4,449,705
American National - Reserve Account	2,500,000	-	-	-	2,500,000
American National - Emp Benefit Trust	82,040	168,040	166,488	-	83,593
<b>TOTAL CASH ACCOUNTS</b>	<b>\$ 8,764,027</b>	<b>\$ 4,109,872</b>	<b>\$ 5,850,793</b>	<b>\$ 10,193</b>	<b>\$ 7,033,298</b>

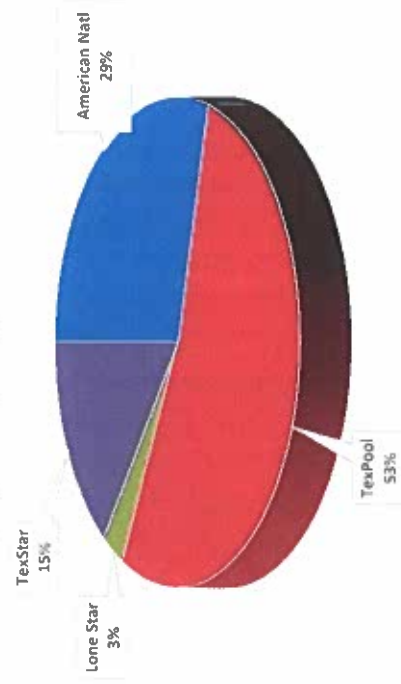
Account	Balance as of 3/31/2021	Deposits	Withdrawals	Interest Earned	Ending Balance as of 6/30/2021
<b>INVESTMENTS:</b>					
TexPool - General Fund	\$ 631,956	\$ -	\$ -	\$ 20	\$ 631,975
TexPool - Water System	569,055	-	-	17	569,072
TexPool - Interest & Sinking	84,614	51,936	-	4	136,553
TexPool - CDC	1,247,962	196,618	100,500	39	1,344,119
TexPool - EDC	1,288,976	196,618	90,000	41	1,395,635
TexPool - 2016 CO	1,776,398	-	-	54	1,776,452
TexPool - Pooled Investment	6,903,539	-	-	1,328	6,904,867
TexPool - Street Fund	312,747	-	-	10	312,757
Lone Star - General Fund	717,144	-	-	146	717,291
TexStar - Water System	3,592,943	-	-	93	3,593,036
<b>TOTAL INVESTMENT ACCOUNTS</b>	<b>\$ 17,125,334</b>	<b>\$ 445,172</b>	<b>\$ 190,500</b>	<b>\$ 1,751</b>	<b>\$ 17,381,757</b>

Account	Balance as of 3/31/2021	Deposits	Withdrawals	Interest Earned	Ending Balance as of 6/30/2021
<b>TOTAL CASH &amp; INVESTMENTS</b>	<b>\$ 25,889,360</b>	<b>\$ 445,172</b>	<b>\$ 190,500</b>	<b>\$ 1,751</b>	<b>\$ 24,415,055</b>

BALANCE AS OF 3/31/2021



ENDING BALANCE AS OF 6/30/2021



Town of Fairview  
 Detail of Security Holding  
 June 30, 2021

Security Description	Coupon	Maturity Date	Settlement Date	Par Value	Purchased Value	Adjusted Book Value	Market Price	Market Value	Life (mo)	Yield
American National Bank - General Operating	0.75%	7/1/2021	6/30/2021	4,449,705.38	4,449,705.38	4,449,705.38	100.00	4,449,705.38	1.00	0.1367%
American National Bank - Reserve Acct	0.00%	7/1/2021	6/30/2021	2,500,000.00	2,500,000.00	2,500,000.00	100.00	2,500,000.00	1.00	0.0000%
American Natl. - FV Twn Emp Benefit Trust	0.00%	7/1/2021	6/30/2021	83,593.10	83,593.10	83,593.10	100.00	83,593.10	1.00	0.0000%
TexPool - General Fund	0.01%	7/1/2021	6/30/2021	631,975.22	631,975.22	631,975.22	100.00	631,975.22	1.00	0.0003%
TexPool - Water System	0.01%	7/1/2021	6/30/2021	569,072.21	569,072.21	569,072.21	100.00	569,072.21	1.00	0.0002%
TexPool - Interest & Sinking	0.01%	7/1/2021	6/30/2021	136,552.94	136,552.94	136,552.94	100.00	136,552.94	1.00	0.0001%
TexPool - CDC	0.01%	7/1/2021	6/30/2021	1,344,118.99	1,344,118.99	1,344,118.99	100.00	1,344,118.99	1.00	0.0006%
TexPool - EDC	0.01%	7/1/2021	6/30/2021	1,395,635.14	1,395,635.14	1,395,635.14	100.00	1,395,635.14	1.00	0.0006%
TexPool - CO 2016	0.01%	7/1/2021	6/30/2021	1,776,451.73	1,776,451.73	1,776,451.73	100.00	1,776,451.73	1.00	0.0007%
TexPool Prime - Pooled Investment	0.07%	7/1/2021	6/30/2021	6,904,866.71	6,904,866.71	6,904,866.71	100.00	6,904,866.71	1.00	0.0198%
TexPool - Street Fund	0.01%	7/1/2021	6/30/2021	312,757.04	312,757.04	312,757.04	100.00	312,757.04	1.00	0.0001%
Lone Star - General Fund	0.08%	7/1/2021	6/30/2021	717,290.58	717,290.58	717,290.58	100.00	717,290.58	1.00	0.0024%
TexStar - Water System	0.01%	7/1/2021	6/30/2021	3,593,036.32	3,593,036.32	3,593,036.32	100.00	3,593,036.32	1.00	0.0016%
<b>TOTAL</b>				<b>\$ 24,415,055.36</b>	<b>\$ 24,415,055.36</b>	<b>\$ 24,415,055.36</b>			<b>1.00</b>	<b>0.1630%</b>

(1)

(2)

(1) Weighted average yield - For purposes of calculating weighted average yield, bank, pool, and money market investments are assumed to mature the next business day.

(2) Weighted average yield to maturity - The weighted average yield to maturity is based on adjusted book value, realized and unrealized gains/losses and investment advisory fees are not considered. The yield is for this month only.

TOWN OF FAIRVIEW  
GENERAL FUND  
INVESTMENT PORTFOLIO  
FOR THE QUARTER ENDED JUNE 30, 2021

Account	Balance as of 3/31/2021	Deposits	Withdrawals	Interest Earned	Ending Balance as of 6/30/2021
<b>INVESTMENTS:</b>					
TexPool - General Fund	\$ 631,955.72	\$ -	-	\$ 19.50	\$ 631,975.22
Lone Star - General Fund	717,144.41	-	-	146.17	717,290.58
<b>TOTAL INVESTMENT ACCOUNTS</b>	<b>\$ 1,349,100.13</b>	<b>\$ -</b>	<b>-</b>	<b>\$ 165.67</b>	<b>\$ 1,349,265.80</b>
<b>TOTAL GENERAL FUND INVESTMENT PORTFOLIO AS OF JUNE 30, 2021</b>					<b>\$ 1,349,265.80</b>

TOWN OF FAIRVIEW  
 DEBT SERVICE FUND  
 INVESTMENT PORTFOLIO  
 FOR THE QUARTER ENDED JUNE 30, 2021

Account	Balance as of 3/31/2021	Deposits	Withdrawals	Interest Earned	Ending Balance as of 6/30/2021
INVESTMENTS:					
TexPool - Interest & Sinking	\$ 84,613.91	\$ 51,935.53	-	\$ 3.50	\$ 136,552.94
<b>TOTAL INVESTMENT ACCOUNTS</b>	<u>\$ 84,613.91</u>	<u>\$ 51,935.53</u>	<u>-</u>	<u>\$ 3.50</u>	<u>\$ 136,552.94</u>
<b>TOTAL DEBT SERVICE FUND INVESTMENT PORTFOLIO AS OF JUNE 30, 2021</b>					<u>\$ 136,552.94</u>

TOWN OF FAIRVIEW  
WATER FUND  
INVESTMENT PORTFOLIO  
FOR THE QUARTER ENDED JUNE 30, 2021

Account	Balance as of 3/31/2021	Deposits	Withdrawals	Interest Earned	Ending Balance as of 6/30/2021
<b>INVESTMENTS:</b>					
TexPool - Water System	\$ 569,054.82	-	-	\$ 17.39	\$ 569,072.21
TexStar - Water System	\$ 3,592,943.10	-	-	\$ 93.22	\$ 3,593,036.32
<b>TOTAL INVESTMENT ACCOUNTS</b>	<b>\$ 4,161,997.92</b>	<b>-</b>	<b>-</b>	<b>\$ 110.61</b>	<b>\$ 4,162,108.53</b>
<b>TOTAL WATER FUND INVESTMENT PORTFOLIO AS OF JUNE 30, 2021</b>					<b>\$ 4,162,108.53</b>

**TOWN OF FAIRVIEW  
 CAPITAL PROJECT FUND  
 INVESTMENT PORTFOLIO  
 FOR THE QUARTER ENDED JUNE 30, 2021**

Account	Balance as of 3/31/2021	Deposits	Withdrawals	Interest Earned	Ending Balance as of 6/30/2021
INVESTMENTS:					
TexPool - 2016 CO	\$ 1,776,397.73	\$ -	-	\$ 54.00	\$ 1,776,451.73
<b>TOTAL INVESTMENT ACCOUNTS</b>	<u>\$ 1,776,397.73</u>	<u>\$ -</u>	<u>-</u>	<u>\$ 54.00</u>	<u>\$ 1,776,451.73</u>
<b>TOTAL CAPITAL PROJECT FUND INVESTMENT PORTFOLIO AS OF JUNE 30, 2021</b>					<u><u>\$ 1,776,451.73</u></u>



TOWN OF FAIRVIEW  
 CDC FUND  
 INVESTMENT PORTFOLIO  
 FOR THE QUARTER ENDED JUNE 30, 2021

Account	Balance as of 3/31/2021	Deposits	Withdrawals	Interest Earned	Ending Balance as of 6/30/2021
INVESTMENTS:					
TexPool - CDC	\$ 1,247,961.54	\$ 196,618.15	\$ 100,500.00	\$ 39.30	\$ 1,344,118.99
<b>TOTAL INVESTMENT ACCOUNTS</b>	<u>\$ 1,247,961.54</u>	<u>\$ 196,618.15</u>	<u>\$ 100,500.00</u>	<u>\$ 39.30</u>	<u>\$ 1,344,118.99</u>
<b>TOTAL CDC FUND INVESTMENT PORTFOLIO AS OF JUNE 30, 2021</b>					<u>\$ 1,344,118.99</u>

TOWN OF FAIRVIEW  
 EDC FUND  
 INVESTMENT PORTFOLIO  
 FOR THE QUARTER ENDED JUNE 30, 2021

Account	Balance as of 3/31/2021	Deposits	Withdrawals	Interest Earned	Ending Balance as of 6/30/2021
INVESTMENTS:					
TexPool - EDC	\$ 1,288,976.43	\$ 196,618.15	\$ 90,000.00	\$ 40.56	\$ 1,395,635.14
<b>TOTAL INVESTMENT ACCOUNTS</b>	<u>\$ 1,288,976.43</u>	<u>\$ 196,618.15</u>	<u>\$ 90,000.00</u>	<u>\$ 40.56</u>	<u>\$ 1,395,635.14</u>
<b>TOTAL EDC FUND INVESTMENT PORTFOLIO AS OF JUNE 30, 2021</b>					<u>\$ 1,395,635.14</u>

**TOWN OF FAIRVIEW  
 POOLED  
 INVESTMENT PORTFOLIO  
 FOR THE QUARTER ENDED JUNE 30, 2021**

Account	Balance as of 3/31/2021	Deposits	Withdrawals	Interest Earned	Ending Balance as of 6/30/2021
<b>INVESTMENTS:</b>					
TexPool - Pooled Investment	\$ 6,903,538.62	\$ -	\$ -	\$ 1,328.09	\$ 6,904,866.71
<b>TOTAL INVESTMENT ACCOUNTS</b>	<u>\$ 6,903,538.62</u>	<u>\$ -</u>	<u>\$ -</u>	<u>\$ 1,328.09</u>	<u>\$ 6,904,866.71</u>
<b>TOTAL POOLED INVESTMENT PORTFOLIO AS OF JUNE 30, 2021</b>					<u>\$ 6,904,866.71</u>

**TOWN OF FAIRVIEW  
STREET FUND  
INVESTMENT PORTFOLIO  
FOR THE QUARTER ENDED JUNE 30, 2021**

Account	Balance as of 3/31/2021	Deposits	Withdrawals	Interest Earned	Ending Balance as of 6/30/2021
<b>INVESTMENTS:</b>					
TexPool - Street Fund	\$ 312,747.30	\$ -	\$ -	\$ 9.74	\$ 312,757.04
<b>TOTAL INVESTMENT ACCOUNTS</b>	<u>\$ 312,747.30</u>	<u>\$ -</u>	<u>\$ -</u>	<u>\$ 9.74</u>	<u>\$ 312,757.04</u>
<b>TOTAL STREET FUND INVESTMENT PORTFOLIO AS OF JUNE 30, 2021</b>					<u>\$ 312,757.04</u>