

INVESTMENT PORTFOLIO SUMMARY



**For the Quarter Ended
December 31, 2024**




**Town of Fairview
Investment Officers' Certification**

**For the Quarter Ended
December 31, 2024**

The Town of Fairview (the "Town") has prepared this report in accordance with Chapter 2256 of the Texas Public Funds Investment Act ("PFIA"). Section 2256.023(a) of the PFIA states that: "Not less than quarterly, the investment officer shall prepare and submit to the governing body of the entity a written report of the investment transactions for all funds covered by this chapter for the preceding reporting period." This report is signed by the Town's investment officers and includes the disclosures required in the PFIA.

The investment portfolio complied with the PFIA and the Town's approved Investment Policy and Strategy throughout the period. All investment transactions made in the portfolio during this period were made on behalf of the Town and were made in full compliance with the PFIA and the approved Investment Policy.

Officer Names and Titles:


Name: Steven Ventura Title: CFO


Name: Brenda Bowman Title: Accounting Manager


Name: Adam Wilbourn Title: Assistant Town Manager

**TOWN OF FAIRVIEW
INVESTMENT PORTFOLIO SUMMARY
FOR THE QUARTER ENDED DECEMBER 31, 2024**

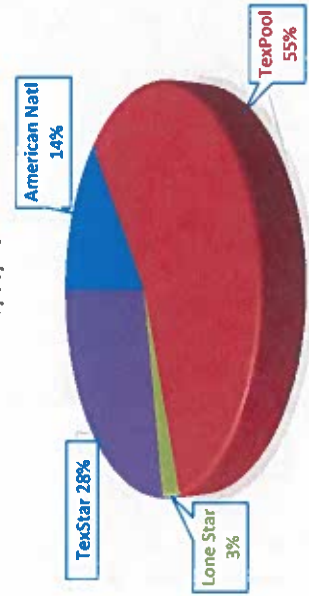
Account	Balance as of 9/30/2024	Deposits	Withdrawals	Interest Earned	Ending Balance as of 12/31/2024
CASH:					
American National - General Operating	1,784,685	11,032,114	8,588,422	4,252	4,232,630
American National - Reserve Account	2,500,000	-	-	-	2,500,000
American National - Emp Benefit Trust	103,024	221,754	290,317	-	34,461
American National - Donation Legal Fees	-	18,981	10	0	18,971
TOTAL CASH ACCOUNTS	\$ 4,387,710	\$ 11,272,848	\$ 8,878,748	\$ 4,252	\$ 6,786,062

Account	Balance as of 9/30/2024	Deposits	Withdrawals	Interest Earned	Ending Balance as of 12/31/2024
INVESTMENTS:					
TexPool - General Fund	\$ 702,346	-	-	\$ 8,415	\$ 710,762
TexPool - Water System	632,439	-	-	7,578	640,017
TexPool - Interest & Sinking	3,700	1,042,648	-	1,389	1,047,737
TexPool - CDC	1,950,061	259,425	385,000	23,696	1,848,182
TexPool - EDC	2,063,830	259,425	258,500	25,792	2,090,547
TexPool - 2016 CO	1,974,261	-	-	23,655	1,997,917
TexPool - Pooled Investment	7,715,581	-	-	94,493	7,810,073
TexPool - Street Fund	1,610,331	-	-	19,295	1,629,626
Lone Star - General Fund	801,494	-	-	9,907	811,402
TexStar-General Fund	8,595,043	-	-	102,567	8,697,610
TOTAL INVESTMENT ACCOUNTS	\$ 26,049,086	\$ 1,561,498	\$ 643,500	\$ 316,788	\$ 27,283,872

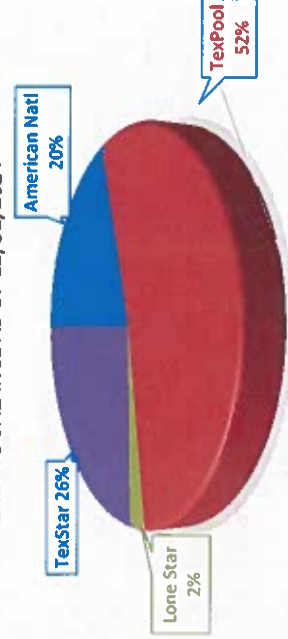
TOTAL CASH & INVESTMENTS

TOTAL CASH & INVESTMENTS	\$ 30,436,796
-------------------------------------	----------------------

BALANCE AS OF 9/30/2024



ENDING BALANCE AS OF 12/31/2024



Town of Fairview
 Detail of Security Holding
 December 31, 2024

Security Description	Coupon	Maturity Date	Settlement Date	Par Value	Purchased Value	Adjusted Book Value	Market Price	Market Value	Life (mo)	Yield
American National Bank - General Operating	0.71%	1/1/2025	12/31/2024	4,232,630.06	4,232,630.06	4,232,630.06	100.00	4,232,630.06	1.00	0.0882%
American National Bank - Reserve Acct	0.00%	1/1/2025	12/31/2024	2,500,000.00	2,500,000.00	2,500,000.00	100.00	2,500,000.00	1.00	0.0000%
American Natl. - FV Twin Emp Benefit Trust	0.00%	1/1/2025	12/31/2024	34,461.34	34,461.34	34,461.34	100.00	34,461.34	1.00	0.0000%
American National - Donation Legal Fees	0.01%	1/1/2025	12/31/2024	18,970.85	18,970.85	18,970.85	100.00	18,970.85	1.00	0.0000%
TexPool - General Fund	4.56%	1/1/2025	12/31/2024	710,761.75	710,761.75	710,761.75	100.00	710,761.75	1.00	0.0951%
TexPool - Water System	4.56%	1/1/2025	12/31/2024	640,016.77	640,016.77	640,016.77	100.00	640,016.77	1.00	0.0857%
TexPool - Interest & Sinking	4.56%	1/1/2025	12/31/2024	1,047,736.98	1,047,736.98	1,047,736.98	100.00	1,047,736.98	1.00	0.1402%
TexPool - CDC	4.56%	1/1/2025	12/31/2024	1,848,181.66	1,848,181.66	1,848,181.66	100.00	1,848,181.66	1.00	0.2474%
TexPool - EDC	4.56%	1/1/2025	12/31/2024	2,090,546.62	2,090,546.62	2,090,546.62	100.00	2,090,546.62	1.00	0.2798%
TexPool - CO 2016	4.56%	1/1/2025	12/31/2024	1,997,916.60	1,997,916.60	1,997,916.60	100.00	1,997,916.60	1.00	0.2674%
TexPool Prime - Pooled Investment	4.69%	1/1/2025	12/31/2024	7,810,073.44	7,810,073.44	7,810,073.44	100.00	7,810,073.44	1.00	1.0751%
TexPool - Street Fund	4.56%	1/1/2025	12/31/2024	1,629,625.56	1,629,625.56	1,629,625.56	100.00	1,629,625.56	1.00	0.2181%
Lone Star - General Fund	4.73%	1/1/2025	12/31/2024	811,401.78	811,401.78	811,401.78	100.00	811,401.78	1.00	0.1126%
TexStar - General Fund	4.56%	1/1/2025	12/31/2024	8,697,610.41	8,697,610.41	8,697,610.41	100.00	8,697,610.41	1.00	1.1652%
TOTAL				\$ 34,069,933.82	\$ 34,069,933.82	\$ 34,069,933.82		\$ 34,069,933.82	1.00	3.7749%

(1)

(2)

(1) Weighted average life - For purposes of calculating weighted average life, pool, and money market investments are assumed to mature the next business day.

(2) Weighted average yield to maturity - The weighted average yield to maturity is based on adjusted book value, realized and unrealized gains/losses and investment advisory fees are not considered. The yield is for this month only.

TOWN OF FAIRVIEW
GENERAL FUND
INVESTMENT PORTFOLIO
FOR THE QUARTER ENDED DECEMBER 31, 2024

Account	Balance as of 9/30/2024	Deposits	Withdrawals	Interest Earned	Ending Balance as of 12/31/2024
INVESTMENTS:					
TexPool - General Fund	\$ 702,346.37	\$ -	-	\$ 8,415.38	\$ 710,761.75
Lone Star - General Fund	801,494.42	-	-	9,907.36	811,401.78
TexStar - General Fund	8,595,043.02	-	-	102,567.39	8,697,610.41
TOTAL INVESTMENT ACCOUNTS	\$ 10,098,883.81	\$ -	-	\$ 120,890.13	\$ 10,219,773.94
TOTAL GENERAL FUND INVESTMENT PORTFOLIO AS OF DECEMBER 31, 2024	\$ 10,219,773.94				

TOWN OF FAIRVIEW
DEBT SERVICE FUND
INVESTMENT PORTFOLIO
FOR THE QUARTER ENDED DECEMBER 31, 2024

Account	Balance as of 9/30/2024	Deposits	Withdrawals	Interest Earned	Ending Balance as of 12/31/2024
INVESTMENTS:					
TexPool - Interest & Sinking	\$ 3,699.98	\$ 1,042,648.07	\$ -	\$ 1,388.93	\$ 1,047,736.98
TOTAL INVESTMENT ACCOUNTS	<u>\$ 3,699.98</u>	<u>\$ 1,042,648.07</u>	<u>\$ -</u>	<u>\$ 1,388.93</u>	<u>\$ 1,047,736.98</u>
TOTAL DEBT SERVICE FUND INVESTMENT PORTFOLIO AS OF DECEMBER 31, 2024					<u>\$ 1,047,736.98</u>

TOWN OF FAIRVIEW
WATER FUND
INVESTMENT PORTFOLIO
FOR THE QUARTER ENDED DECEMBER 31, 2024

Account	Balance as of 9/30/2024	Deposits	Withdrawals	Interest Earned	Ending Balance as of 12/31/2024
INVESTMENTS:					
TexPool - Water System	\$ 632,438.96	\$ -	-	\$ 7,577.81	\$ 640,016.77
TOTAL INVESTMENT ACCOUNTS	<u>\$ 632,438.96</u>	<u>\$ -</u>	<u>-</u>	<u>\$ 7,577.81</u>	<u>\$ 640,016.77</u>
TOTAL WATER FUND INVESTMENT PORTFOLIO AS OF DECEMBER 31, 2024					<u>\$ 640,016.77</u>

TOWN OF FAIRVIEW
 CAPITAL PROJECT FUND
 INVESTMENT PORTFOLIO
 FOR THE QUARTER ENDED DECEMBER 31, 2024

Account	Balance as of 9/30/2024	Deposits	Withdrawals	Interest Earned	Ending Balance as of 12/31/2024
INVESTMENTS:					
TexPool - 2016 CO	\$ 1,974,261.31	\$ -	-	\$ 23,655.29	\$ 1,997,916.60
TOTAL INVESTMENT ACCOUNTS	<u>\$ 1,974,261.31</u>	<u>\$ -</u>	<u>-</u>	<u>\$ 23,655.29</u>	<u>\$ 1,997,916.60</u>
TOTAL CAPITAL PROJECT FUND INVESTMENT PORTFOLIO AS OF DECEMBER 31, 2024					<u>\$ 1,997,916.60</u>

TOWN OF FAIRVIEW
CDC FUND
INVESTMENT PORTFOLIO
FOR THE QUARTER ENDED DECEMBER 31, 2024

Account	Balance as of 9/30/2024	Deposits	Withdrawals	Interest Earned	Ending Balance as of 12/31/2024
INVESTMENTS:					
TexPool - CDC	\$ 1,950,060.72	\$ 259,424.75	\$ 385,000.00	\$ 23,696.19	\$ 1,848,181.66
TOTAL INVESTMENT ACCOUNTS	<u>\$ 1,950,060.72</u>	<u>\$ 259,424.75</u>	<u>\$ 385,000.00</u>	<u>\$ 23,696.19</u>	<u>\$ 1,848,181.66</u>
TOTAL CDC FUND INVESTMENT PORTFOLIO AS OF DECEMBER 31, 2024					<u>\$ 1,848,181.66</u>

TOWN OF FAIRVIEW
EDC FUND
INVESTMENT PORTFOLIO
FOR THE QUARTER ENDED DECEMBER 31, 2024

Account	Balance as of 9/30/2024	Deposits	Withdrawals	Interest Earned	Ending Balance as of 12/31/2024
INVESTMENTS:					
TexPool - EDC	\$ 2,063,830.05	\$ 259,424.75	\$ 258,500.00	\$ 25,791.82	\$ 2,090,546.62
TOTAL INVESTMENT ACCOUNTS	\$ 2,063,830.05	\$ 259,424.75	\$ 258,500.00	\$ 25,791.82	\$ 2,090,546.62
TOTAL EDC FUND INVESTMENT PORTFOLIO AS OF DECEMBER 31, 2024					\$ 2,090,546.62

TOWN OF FAIRVIEW
 POOLED
 INVESTMENT PORTFOLIO
 FOR THE QUARTER ENDED DECEMBER 31, 2024

Account	Balance as of 9/30/2024	Deposits	Withdrawals	Interest Earned	Ending Balance as of 12/31/2024
INVESTMENTS:					
TexPool - Pooled Investment	\$ 7,715,580.71	\$ -	\$ -	\$ 94,492.73	\$ 7,810,073.44
TOTAL INVESTMENT ACCOUNTS	\$ 7,715,580.71	\$ -	\$ -	\$ 94,492.73	\$ 7,810,073.44
TOTAL POOLED INVESTMENT PORTFOLIO AS OF DECEMBER 31, 2024					\$ 7,810,073.44

TOWN OF FAIRVIEW
STREET FUND
INVESTMENT PORTFOLIO
FOR THE QUARTER ENDED DECEMBER 31, 2024

Account	Balance as of 9/30/2024	Deposits	Withdrawals	Interest Earned	Ending Balance as of 12/31/2024
INVESTMENTS:					
TexPool - Street Fund	\$ 1,610,330.91	\$ -	\$ -	\$ 19,294.65	\$ 1,629,625.56
TOTAL INVESTMENT ACCOUNTS	\$ 1,610,330.91	\$ -	\$ -	\$ 19,294.65	\$ 1,629,625.56
TOTAL STREET FUND INVESTMENT PORTFOLIO AS OF DECEMBER 31, 2024					\$ 1,629,625.56