

INVESTMENT PORTFOLIO SUMMARY



**For the Quarter Ended
March 31, 2026**



**Town of Fairview
Investment Officers' Certification**

**For the Quarter Ended
March 31, 2026**


The Town of Fairview (the "Town") has prepared this report in accordance with Chapter 2256 of the Texas Public Funds Investment Act ("PFIA"). Section 2256.023(a) of the PFIA states that: "Not less than quarterly, the investment officer shall prepare and submit to the governing body of the entity a written report of the investment transactions for all funds covered by this chapter for the preceding reporting period." This report is signed by the Town's investment officers and includes the disclosures required in the PFIA.

The investment portfolio complied with the PFIA and the Town's approved Investment Policy and Strategy throughout the period. All investment transactions made in the portfolio during this period were made on behalf of the Town and were made in full compliance with the PFIA and the approved Investment Policy.

Officer Names and Titles:


Name: Steven Ventura Title: CFO


Name: Brenda Bowman Title: Accounting Manager


Name: Adam Wilbourn Title: Assistant Town Manager

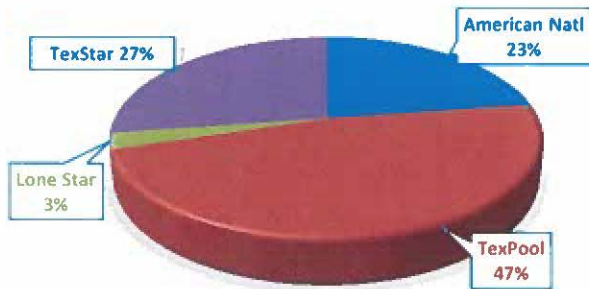
**TOWN OF FAIRVIEW
INVESTMENT PORTFOLIO SUMMARY
FOR THE QUARTER ENDED MARCH 31, 2026**

Account	Balance as of 12/31/2025	Deposits	Withdrawals	Interest Earned	Ending Balance as of 3/31/2026
CASH:					
American National - General Operating	4,903,546	11,468,284	9,081,324	14,019	7,304,525
American National - Reserve Account	2,500,000	-	-	-	2,500,000
American National - Emp Benefit Trust	118,984	271,779	359,072		31,690
American National - Donation Legal Fees	23,013	-		1	23,014
TOTAL CASH ACCOUNTS	\$ 7,545,543	\$ 11,740,063	\$ 9,440,396	\$ 14,019	\$ 9,859,229

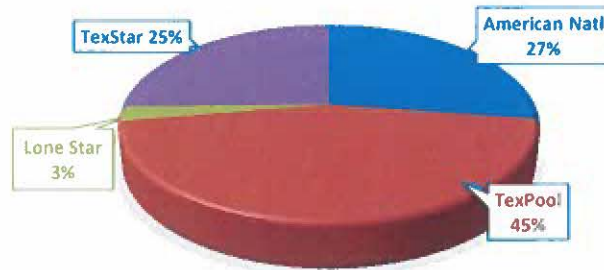
Account	Balance as of 12/31/2025	Deposits	Withdrawals	Interest Earned	Ending Balance as of 3/31/2026
INVESTMENTS:					
TexPool - General Fund	\$ 741,466			\$ 6,763	\$ 748,229
TexPool - Water System	667,665	-	-	6,090	673,755
TexPool - Interest & Sinking	596,155	2,063,769	1,940,778	10,561	729,707
TexPool - CDC	1,892,619	287,857	195,000	18,465	2,003,941
TexPool - EDC	2,289,966	287,857	182,500	22,092	2,417,415
TexPool - 2016 CO	924,989		-	8,437	933,426
TexPool - Pooled Investment	8,157,542	-	-	77,251	8,234,792
TexPool - Street Fund	498,805	-	-	4,550	503,355
Lone Star - General Fund	847,447	-	-	7,988	855,435
TexStar-General Fund	9,072,299	-	-	\$ 82,535	9,154,834
TOTAL INVESTMENT ACCOUNTS	\$ 25,688,953	\$ 2,639,484	\$ 2,318,278	\$ 244,731	\$ 26,254,889

TOTAL CASH & INVESTMENTS **\$ 33,234,495** **\$ 36,114,118**

BALANCE AS OF 12/31/2025



ENDING BALANCE AS OF 3/31/2026



Town of Fairview
Detail of Security Holding
March 31, 2026

Security Description	Coupon	Maturity Date	Settlement Date	Par Value	Purchased Value	Adjusted Book Value	Market Price	Market Value	Life (mo)	Yield
American National Bank - General Operating	0.71%	4/1/2026	3/31/2026	7,304,524.77	7,304,524.77	7,304,524.77	100.00	7,304,524.77	1.00	0.1436%
American National Bank - Reserve Acct	0.00%	4/1/2026	3/31/2026	2,500,000.00	2,500,000.00	2,500,000.00	100.00	2,500,000.00	1.00	0.0000%
American Natl. - FV Twn Emp Benefit Trust	0.00%	4/1/2026	3/31/2026	31,690.09	31,690.09	31,690.09	100.00	31,690.09	1.00	0.0000%
American National - Donation Legal Fees	0.01%	4/1/2026	3/31/2026	23,013.78	23,013.78	23,013.78	100.00	23,013.78	1.00	0.0000%
TexPool - General Fund	3.68%	4/1/2026	3/31/2026	748,228.59	748,228.59	748,228.59	100.00	748,228.59	1.00	0.0762%
TexPool - Water System	3.68%	4/1/2026	3/31/2026	673,754.92	673,754.92	673,754.92	100.00	673,754.92	1.00	0.0687%
TexPool - Interest & Sinking	3.68%	4/1/2026	3/31/2026	729,707.26	729,707.26	729,707.26	100.00	729,707.26	1.00	0.0744%
TexPool - CDC	3.68%	4/1/2026	3/31/2026	2,003,941.46	2,003,941.46	2,003,941.46	100.00	2,003,941.46	1.00	0.2042%
TexPool - EDC	3.68%	4/1/2026	3/31/2026	2,417,414.95	2,417,414.95	2,417,414.95	100.00	2,417,414.95	1.00	0.2463%
TexPool - CO 2016	3.68%	4/1/2026	3/31/2026	933,425.92	933,425.92	933,425.92	100.00	933,425.92	1.00	0.0951%
TexPool Prime - Pooled Investment	3.82%	4/1/2026	3/31/2026	8,234,792.45	8,234,792.45	8,234,792.45	100.00	8,234,792.45	1.00	0.8710%
TexPool - Street Fund	3.68%	4/1/2026	3/31/2026	503,355.01	503,355.01	503,355.01	100.00	503,355.01	1.00	0.0513%
Lone Star - General Fund	3.78%	4/1/2026	3/31/2026	855,435.06	855,435.06	855,435.06	100.00	855,435.06	1.00	0.0895%
TexStar - General Fund	3.65%	4/1/2026	3/31/2026	9,154,833.63	9,154,833.63	9,154,833.63	100.00	9,154,833.63	1.00	0.9256%
TOTAL				\$ 36,114,117.89	\$ 36,114,117.89	\$ 36,114,117.89		\$ 36,114,117.89	1.00	2.8460%

(1)

(2)

(1) Weighted average life - For purposes of calculating weighted average life bank, pool, and money market investments are assumed to mature the next business day.

(2) Weighted average yield to maturity - The weighted average yield to maturity is based on adjusted book value, realized and unrealized gains/losses and investment advisory fees are not considered. The yield is for this month only.

**TOWN OF FAIRVIEW
GENERAL FUND
INVESTMENT PORTFOLIO
FOR THE QUARTER ENDED MARCH 31, 2026**

<u>Account</u>	<u>Balance as of 12/31/2025</u>	<u>Deposits</u>	<u>Withdrawals</u>	<u>Interest Earned</u>	<u>Ending Balance as of 3/31/2026</u>
INVESTMENTS:					
TexPool - General Fund	\$ 741,465.77	\$ -	\$ -	\$ 6,762.82	\$ 748,228.59
Lone Star - General Fund	847,446.96	-	-	7,988.10	855,435.06
TexStar - General Fund	9,072,299.01	-	-	82,534.62	9,154,833.63
TOTAL INVESTMENT ACCOUNTS	<u>\$ 10,661,211.74</u>	<u>\$ -</u>	<u>\$ -</u>	<u>\$ 97,285.54</u>	<u>\$ 10,758,497.28</u>
TOTAL GENERAL FUND INVESTMENT PORTFOLIO AS OF MARCH 31, 2026					<u>\$ 10,758,497.28</u>

**TOWN OF FAIRVIEW
DEBT SERVICE FUND
INVESTMENT PORTFOLIO
FOR THE QUARTER ENDED MARCH 31, 2026**

<u>Account</u>	<u>Balance as of 12/31/2025</u>	<u>Deposits</u>	<u>Withdrawals</u>	<u>Interest Earned</u>	<u>Ending Balance as of 3/31/2026</u>
INVESTMENTS:					
TexPool - Interest & Sinking	\$ 596,154.70	\$ 2,063,769.33	\$ 1,940,778.13	\$ 10,561.36	\$ 729,707.26
TOTAL INVESTMENT ACCOUNTS	<u>\$ 596,154.70</u>	<u>\$ 2,063,769.33</u>	<u>\$ 1,940,778.13</u>	<u>\$ 10,561.36</u>	<u>\$ 729,707.26</u>
 TOTAL DEBT SERVICE FUND INVESTMENT PORTFOLIO AS OF MARCH 31, 2026					<u>\$ 729,707.26</u>

**TOWN OF FAIRVIEW
WATER FUND
INVESTMENT PORTFOLIO
FOR THE QUARTER ENDED MARCH 31, 2026**

<u>Account</u>	<u>Balance as of 12/31/2025</u>	<u>Deposits</u>	<u>Withdrawals</u>	<u>Interest Earned</u>	<u>Ending Balance as of 3/31/2026</u>
INVESTMENTS:					
TexPool - Water System	\$ 667,665.20	\$ -	\$ -	\$ 6,089.72	\$ 673,754.92
 TOTAL INVESTMENT ACCOUNTS	<u>\$ 667,665.20</u>	<u>\$ -</u>	<u>\$ -</u>	<u>\$ 6,089.72</u>	<u>\$ 673,754.92</u>
 TOTAL WATER FUND INVESTMENT PORTFOLIO AS OF MARCH 31, 2026					<u>\$ 673,754.92</u>

**TOWN OF FAIRVIEW
CAPITAL PROJECT FUND
INVESTMENT PORTFOLIO
FOR THE QUARTER ENDED MARCH 31, 2026**

<u>Account</u>	<u>Balance as of 12/31/2025</u>	<u>Deposits</u>	<u>Withdrawals</u>	<u>Interest Earned</u>	<u>Ending Balance as of 3/31/2026</u>
INVESTMENTS:					
TexPool - 2016 CO	\$ 924,989.28	\$ -	\$ -	\$ 8,436.64	\$ 933,425.92
TOTAL INVESTMENT ACCOUNTS	<u>\$ 924,989.28</u>	<u>\$ -</u>	<u>\$ -</u>	<u>\$ 8,436.64</u>	<u>\$ 933,425.92</u>
 TOTAL CAPITAL PROJECT FUND INVESTMENT PORTFOLIO AS OF MARCH 31, 2026					<u><u>\$ 933,425.92</u></u>

**TOWN OF FAIRVIEW
 CDC FUND
 INVESTMENT PORTFOLIO
 FOR THE QUARTER ENDED MARCH 31, 2026**

<u>Account</u>	<u>Balance as of 12/31/2025</u>	<u>Deposits</u>	<u>Withdrawals</u>	<u>Interest Earned</u>	<u>Ending Balance as of 3/31/2026</u>
INVESTMENTS:					
TexPool - CDC	\$ 1,892,618.88	\$ 287,857.41	\$ 195,000.00	\$ 18,465.17	\$ 2,003,941.46
TOTAL INVESTMENT ACCOUNTS	<u>\$ 1,892,618.88</u>	<u>\$ 287,857.41</u>	<u>\$ 195,000.00</u>	<u>\$ 18,465.17</u>	<u>\$ 2,003,941.46</u>
 TOTAL CDC FUND INVESTMENT PORTFOLIO AS OF MARCH 31, 2026					<u><u>\$ 2,003,941.46</u></u>

**TOWN OF FAIRVIEW
EDC FUND
INVESTMENT PORTFOLIO
FOR THE QUARTER ENDED MARCH 31, 2026**

<u>Account</u>	<u>Balance as of 12/31/2025</u>	<u>Deposits</u>	<u>Withdrawals</u>	<u>Interest Earned</u>	<u>Ending Balance as of 3/31/2026</u>
INVESTMENTS:					
TexPool - EDC	\$ 2,289,965.68	\$ 287,857.41	\$ 182,500.00	\$ 22,091.86	\$ 2,417,414.95
TOTAL INVESTMENT ACCOUNTS	<u>\$ 2,289,965.68</u>	<u>\$ 287,857.41</u>	<u>\$ 182,500.00</u>	<u>\$ 22,091.86</u>	<u>\$ 2,417,414.95</u>
 TOTAL EDC FUND INVESTMENT PORTFOLIO AS OF MARCH 31, 2026					 <u>\$ 2,417,414.95</u>

**TOWN OF FAIRVIEW
 POOLED
 INVESTMENT PORTFOLIO
 FOR THE QUARTER ENDED MARCH 31, 2026**

<u>Account</u>	<u>Balance as of 12/31/2025</u>	<u>Deposits</u>	<u>Withdrawals</u>	<u>Interest Earned</u>	<u>Ending Balance as of 3/31/2026</u>
INVESTMENTS:					
TexPool - Pooled Investment	\$ 8,157,541.79	\$ -	\$ -	\$ 77,250.66	\$ 8,234,792.45
TOTAL INVESTMENT ACCOUNTS	<u>\$ 8,157,541.79</u>	<u>\$ -</u>	<u>\$ -</u>	<u>\$ 77,250.66</u>	<u>\$ 8,234,792.45</u>
 TOTAL POOLED INVESTMENT PORTFOLIO AS OF MARCH 31, 2026					 <u>\$ 8,234,792.45</u>

**TOWN OF FAIRVIEW
STREET FUND
INVESTMENT PORTFOLIO
FOR THE QUARTER ENDED MARCH 31, 2026**

<u>Account</u>	<u>Balance as of 12/31/2025</u>	<u>Deposits</u>	<u>Withdrawals</u>	<u>Interest Earned</u>	<u>Ending Balance as of 3/31/2026</u>
INVESTMENTS:					
TexPool - Street Fund	\$ 498,805.45	\$ -	\$ -	\$ 4,549.56	\$ 503,355.01
TOTAL INVESTMENT ACCOUNTS	<u>\$ 498,805.45</u>	<u>\$ -</u>	<u>\$ -</u>	<u>\$ 4,549.56</u>	<u>\$ 503,355.01</u>
 TOTAL STREET FUND INVESTMENT PORTFOLIO AS OF MARCH 31, 2026					 <u>\$ 503,355.01</u>